

List of Allotments and Sub-Allotments
As of the Quarter Ending December 31, 2021

Department : DEPARTMENT OF TRADE AND INDUSTRY
Agency : COOPERATIVE DEVELOPMENT AUTHORITY
Operating Unit : CONSOLIDATED

X	Current Year Appropriations
	Continuing Appropriations
	Supplemental Appropriations

FAR No. 1-B (REGULAR)


Summary


No.	Allotments / Sub-Allotments		Funding Source		Allotments / Sub-Allotments received from COs / ROs				Sub-Allotment to Regions/Operating Units				p			
	Number	Date	Description	UACS Code	PS	MOOE	CO	Total	PS	MOOE	CO	Total	PS	MOOE	CO	Total
	2	3	4	5	6	7	8	9=(6+7+8)	10	11	12	13=(10+11+12)	14 = (6+10)	15 = (7+11)	16 = (8 + 12)	17=(14+15+16)
A. Allotments received from DBM																
1	Comprehensive Release per RA No. 11518 GAA	January 2021	Agency Specific Budget	01 1 01 101	423,268,000.00	178,594,000.00	9,639,000.00	611,501,000.00	-	-	-	-	423,268,000.00	178,594,000.00	9,639,000.00	611,501,000.00
2	GARO No. 2021-1 (RLIP)	January 2021	RLIP	01 1 04 102	38,438,000.00	-	-	38,438,000.00	-	-	-	-	38,438,000.00	-	-	38,438,000.00
3	SARO-BMB-A-21-0009543-Central Office	October 13, 2021	MPBF	01 1 01 406	13,908,061.00			13,908,061.00	-	-	-	-	13,908,061.00	-	-	13,908,061.00
4	SARO-BMB-A-21-0009544-Dagupan	October 13, 2021	MPBF	01 1 01 406	122,481.00			122,481.00	-	-	-	-	122,481.00	-	-	122,481.00
5	SARO-BMB-A-21-0009545-MIMAROPA	October 13, 2021	MPBF	01 1 01 406	1,000,956.00			1,000,956.00	-	-	-	-	1,000,956.00	-	-	1,000,956.00
6	SARO-BMB-A-21-0009546-MIMAROPA	October 13, 2021	RLIP	01 1 04 102	4,072.00			4,072.00	-	-	-	-	4,072.00	-	-	4,072.00
7	SARO-BMB-A-21-0009547-Naga	October 13, 2021	MPBF	01 1 01 406	295,961.00			295,961.00	-	-	-	-	295,961.00	-	-	295,961.00
8	SARO-BMB-A-21-0009548-Naga	October 13, 2021	RLIP	01 1 04 102	13,814.00			13,814.00	-	-	-	-	13,814.00	-	-	13,814.00
9	SARO-BMB-A-21-0009549-CDO	October 13, 2021	MPBF	01 1 01 406	760,088.00			760,088.00	-	-	-	-	760,088.00	-	-	760,088.00
10	SARO-BMB-A-21-0009550-CDO	October 13, 2021	RLIP	01 1 04 102	30,992.00			30,992.00	-	-	-	-	30,992.00	-	-	30,992.00
11	SARO-BMB-A-21-0009551-Kidapawan	October 13, 2021	MPBF	01 1 01 406	876,318.00			876,318.00	-	-	-	-	876,318.00	-	-	876,318.00
12	SARO-BMB-A-21-0009552-CARAGA	October 13, 2021	MPBF	01 1 01 406	1,326,592.00			1,326,592.00	-	-	-	-	1,326,592.00	-	-	1,326,592.00
13	SARO-BMB-A-21-0013393 - Central Office - PBB	December 13, 2021	MPBF	01 1 01 406	13,388,557.00			13,388,557.00	-	-	-	-	13,388,557.00	-	-	13,388,557.00
14	SARO-BMB-A-21-0013426 - Manila	December 14, 2021	Agency Specific Budget	01 1 01 101		(325,000.00)	325,000.00	-				-	-	(325,000.00)	325,000.00	-
15	SARO-BMB-A-21-0013709 -Manila PS Def	December 22, 2021	MPBF	01 1 01 406	238,298.00			238,298.00				-	238,298.00			238,298.00
16	SARO-BMB-A-21-0013710 - Pagadian PS Def	December 22, 2021	MPBF		153,581.00			153,581.00				-	153,581.00			153,581.00
17	SARO-BMB-A-21-0013711-Naga PS Def	December 22, 2021	RLIP	01 1 04 102	15,874.00			15,874.00				-	15,874.00			15,874.00
18	Realignment (CNAI) - Central Office		Agency Specific Budget	01 1 01 101	2,920,000.00	(2,920,000.00)		-	-	-	-	-	2,920,000.00	(2,920,000.00)	-	-
19	Realignment (CNAI) - Manila		Agency Specific Budget	01 1 01 101	1,041,657.32	(1,041,657.32)		-				-	1,041,657.32	(1,041,657.32)	-	-
20	Realignment (CNAI) - Dagupan		Agency Specific Budget	01 1 01 101	950,000.00	(950,000.00)		-				-	950,000.00	(950,000.00)	-	-
21	Realignment (CNAI) - Tuguegarao		Agency Specific Budget	01 1 01 101	544,000.00	(544,000.00)		-				-	544,000.00	(544,000.00)	-	-
22	Realignment (CNAI)- CAR	364,346.97	Agency Specific Budget	01 1 01 101	364,456.97	(364,456.97)		-				-	364,456.97	(364,456.97)	-	-
23	Realignment (CNAI) - Pampanga		Agency Specific Budget	01 1 01 101	870,240.00	(870,240.00)		-				-	870,240.00	(870,240.00)	-	-


No.	Allotments / Sub-Allotments		Funding Source		Allotments / Sub-Allotments received from COs / ROs				Sub-Allotment to Regions/Operating Units				p			
	Number	Date	Description	UACS Code	PS	MOOE	CO	Total	PS	MOOE	CO	Total	PS	MOOE	CO	Total
1	2	3	4	5	6	7	8	9=(6+7+8)	10	11	12	13=(10+11+12)	14 = (6+10)	15 = (7+11)	16 = (8 + 12)	17=(14+15+16)
24	Realignment (CNAI) - Calamba		Agency Specific Budget	01 1 01 101	1,075,000.00	(1,075,000.00)		-				-	1,075,000.00	(1,075,000.00)	-	-
25	Realignment (CNAI) - MIMAROPA		Agency Specific Budget	01 1 01 101	400,000.00	(400,000.00)		-				-	400,000.00	(400,000.00)	-	-
26	Realignment (CNAI) - Naga		Agency Specific Budget	01 1 01 101	594,000.00	(594,000.00)		-	-	-	-	-	594,000.00	(594,000.00)	-	-
27	Realignment (CNAI) - Iloilo		Agency Specific Budget	01 1 01 101	984,000.00	(984,000.00)		-	-	-	-	-	984,000.00	(984,000.00)	-	-
28	Realignment (CNAI) - Cebu		Agency Specific Budget	01 1 01 101	825,000.00	(825,000.00)		-	-	-	-	-	825,000.00	(825,000.00)	-	-
29	Realignment (CNAI) - Tacloban		Agency Specific Budget	01 1 01 101	770,000.00	(770,000.00)		-				-	770,000.00	(770,000.00)	-	-
30	Realignment (CNAI) - Pagadian		Agency Specific Budget	01 1 01 101	572,155.60	(572,155.60)		-				-	572,155.60	(572,155.60)	-	-
31	Realignment (CNAI) - CDO		Agency Specific Budget	01 1 01 101	446,250.00	(446,250.00)		-	-	-	-	-	446,250.00	(446,250.00)	-	-
32	Realignment (CNAI) - Davao		Agency Specific Budget	01 1 01 101	825,000.00	(825,000.00)		-	-	-	-	-	825,000.00	(825,000.00)	-	-
33	Realignment (CNAI) - Kidapawan		Agency Specific Budget	01 1 01 101	330,000.00	(330,000.00)		-	-	-	-	-	330,000.00	(330,000.00)	-	-
34	Realignment (CNAI) - CARAGA		Agency Specific Budget	01 1 01 101	170,000.00	(170,000.00)		-	-	-	-	-	170,000.00	(170,000.00)	-	-
	Sub-total				507,523,404.89	164,587,240.11	9,964,000.00	682,074,645.00	-	-	-	-	507,523,404.89	164,587,240.11	9,964,000.00	682,074,645.00
B. Sub-allotments received from																
Central Office/Regional Office																
1	SAA No. 002-00-2021-02	March 15, 2020	Agency Specific Budget	01 1 01 101		50,000.00		50,000.00		(50,000.00)		(50,000.00)	-	-	-	-
2	SAA No. 003-00-2021-03	March 16, 2020	Agency Specific Budget	01 1 01 101		16,474,688.00		16,474,688.00		(16,474,688.00)		(16,474,688.00)	-	-	-	-
3	SAA No. 004-00-2021-04	March 17, 2020	Agency Specific Budget	01 1 01 101		20,000.00		20,000.00		(20,000.00)		(20,000.00)	-	-	-	-
4	SAA No. 005-00-2021-05	April 07, 2021	Agency Specific Budget	01 1 01 101		61,845.00		61,845.00		(61,845.00)		(61,845.00)	-	-	-	-
5	SAA No. 007-00-2021-07	April 26, 2021	Agency Specific Budget	01 1 01 101		800,000.00		800,000.00		(800,000.00)	-	(800,000.00)	-	-	-	-
6	SAA No. 009-00-2021-09	May 20, 2021	Agency Specific Budget	01 1 01 101		96,000.00		96,000.00		(96,000.00)		(96,000.00)	-	-	-	-
7	SAA No. 011-00-2021-11	July 08, 2021	Agency Specific Budget	01 1 01 101		1,855,332.00		1,855,332.00	-	(1,855,332.00)		(1,855,332.00)	-	-	-	-
8	SAA No. 012-00-2021-12	July 12, 2021	Agency Specific Budget	01 1 01 101		123,688.80		123,688.80	-	(123,688.80)		(123,688.80)	-	-	-	-
9	SAA No. 013-00-2021-13	August 21, 2021	Agency Specific Budget	01 1 01 101		1,520,000.00		1,520,000.00		(1,520,000.00)		(1,520,000.00)	-	-	-	-
10	SAA No. 014-00-2021-14	August 21, 2021	Agency Specific Budget	01 1 01 101		4,407,000.00	6,740,000.00	11,147,000.00		(4,407,000.00)	(6,740,000.00)	(11,147,000.00)	-	-	-	-
11	SAA No. 015-00-2021-15	October 19, 2021	Agency Specific Budget	01 1 01 101		160,000.00		160,000.00		(160,000.00)		(160,000.00)	-	-	-	-
12	SAA No. 016-00-2021-16	October 19, 2021	Agency Specific Budget	01 1 01 101		197,964.00		197,964.00		(197,964.00)		(197,964.00)	-	-	-	-
13	SAA No. 017-00-2021-17	October 29, 2021	Agency Specific Budget	01 1 01 101		418,561.51		418,561.51		(418,561.51)		(418,561.51)	-	-	-	-
14	SAA No. 018-00-2021-18	December 14, 2021	MPBF	01 1 01 406	10,177,788.35			10,177,788.35	(10,177,788.35)	-		(10,177,788.35)	-	-	-	-

No.	Allotments / Sub-Allotments		Funding Source		Allotments / Sub-Allotments received from COs / ROs				Sub-Allotment to Regions/Operating Units				p			
	Number	Date	Description	UACS Code	PS	MOOE	CO	Total	PS	MOOE	CO	Total	PS	MOOE	CO	Total
1	2	3	4	5	6	7	8	9=(6+7+8)	10	11	12	13=(10+11+12)	14 = (6+10)	15 = (7+11)	16 = (8 + 12)	17=(14+15+16)
15	SAA No. 019-00-2021-19	December 16, 2021	Agency Specific Budget	01 1 01 101		57,400.00		57,400.00		(57,400.00)		(57,400.00)	-	-	-	-
16	SAA No. 020-00-2021-20	December 21, 2021	Agency Specific Budget	01 1 01 101		4,929,500.96		4,929,500.96		(4,929,500.96)		(4,929,500.96)	-	-	-	-
	Sub-Total				10,177,788.35	31,171,980.27	6,740,000.00	48,089,768.62	(10,177,788.35)	(31,171,980.27)	(6,740,000.00)	(48,089,768.62)	-	-	-	-
	Total Allotments				517,701,193.24	195,759,220.38	16,704,000.00	730,164,413.62	(10,177,788.35)	(31,171,980.27)	(6,740,000.00)	(48,089,768.62)	507,523,404.89	164,587,240.11	9,964,000.00	682,074,645.00

Summary by Funding Source Code:																
Agency Specific Budget	01 1 01 101	436,949,759.89	164,587,240.11	9,964,000.00	611,501,000.00	-	-	-	-	436,949,759.89	164,587,240.11	9,964,000.00	611,501,000.00			
RLIP	01 1 04 102	38,502,752.00	-	-	38,502,752.00	-	-	-	-	38,502,752.00	-	-	38,502,752.00			
MPBF	01 1 01 406	32,070,893.00	-	-	32,070,893.00	-	-	-	-	32,070,893.00	-	-	32,070,893.00			
SAA		10,177,788.35	31,171,980.27	6,740,000.00	48,089,768.62	(10,177,788.35)	(31,171,980.27)	(6,740,000.00)	(48,089,768.62)	-	-	-	-			
Pension & Gratuity Fund	01 1 01 407	-	-	-	-	-	-	-	-	-	-	-	-			
Contingent Fund	01 1 01 402	-	-	-	-	-	-	-	-	-	-	-	-			
NDRRM	01 1 01 401	-	-	-	-	-	-	-	-	-	-	-	-			
		517,701,193.24	195,759,220.38	16,704,000.00	730,164,413.62	(10,177,788.35)	(31,171,980.27)	(6,740,000.00)	(48,089,768.62)	507,523,404.89	164,587,240.11	9,964,000.00	682,074,645.00			


Prepared By:

 SHERYL P. SORIANO
 Administrative Officer IV

Certified Correct:

 MELCHOR P. CARIÑO
 Administrative Officer V

Certified Correct:

 ROSANNA B. SIANO
 Supervising Administrative Officer

Recommending Approval:

 JOSELITO O. HALLAZGO
 Acting Chief, Finance Division

Approved By:

 USEC. JOSEPH B. ENCABO
 Chairman