

**List of Allotments and Sub-Allotments**  
As of the Quarter Ending December 31, 2019

Department : DEPARTMENT OF TRADE AND INDUSTRY  
Agency : COOPERATIVE DEVELOPMENT AUTHORITY  
Operating Unit : CONSOLIDATED

|   |                             |
|---|-----------------------------|
|   | Current Year Appropriations |
| X | Continuing Appropriations   |
|   | Supplemental Appropriations |

FAR No. 1-B (REGULAR)

| No.                                    | Allotments / Sub-Allotments                  |      | Funding Source         |             | Allotments / Sub-Allotments received from COs / ROs |                     |                   |                     | Sub-Allotment to Regions/Operating Units |          |          |               | Total Allotments / Net of Sub-allotments |                     |                   |                     |
|--|--|------|------------------------|-------------|---|---------------------|-------------------|---------------------|--|----------|----------|---------------|--|---------------------|-------------------|---------------------|
|  | Number                                       | Date | Description            | UACS Code   | PS  | MOOE                | CO                | Total               | PS                                       | MOOE     | CO       | Total         | PS                                       | MOOE                | CO                | Total               |
| 1                                      | 2  | 3    | 4                      | 5           | 6   | 7                   | 8                 | 9=(6+7+8)           | 10                                       | 11       | 12       | 13=(10+11+12) | 14 = (6+10)                              | 15 = (7+11)         | 16 = (8 + 12)     | 17=(14+15+16)       |
| <b>Allotments received from DBM</b>    |  |      |                        |             |   |                     |                   |                     |  |          |          |               |  |                     |                   |                     |
| 1                                      | Comprehensive Release per R.A. No. 10964 GAA | 2018 | Agency Specific Budget | 01 1 01 101 | -   | 5,583,967.18        | 322,326.00        | 5,906,293.18        | -  | -        | -        | -             | -  | 5,583,967.18        | 322,326.00        | 5,906,293.18        |
| 2                                      | GARO No. 2018 (RLIP)                         | 2018 | RLIP                   | 01 1 04 102 | 285,000.00  | (285,000.00)        | 29,760.35         | 29,760.35           | -  | -        | -        | -             | 285,000.00                               | (285,000.00)        | 29,760.35         | 29,760.35           |
| 3                                      | SARO-BMB-A-18-0014579                        | 2018 | NDRRMF                 | 01 1 01 401 | -   | 151,894.80          | -                 | 151,894.80          | -  | -        | -        | -             | -  | 151,894.80          | -                 | 151,894.80          |
| <b>Sub-total</b>                       |  |      |                        |             | <b>285,000.00</b>                                   | <b>5,450,861.98</b> | <b>352,086.35</b> | <b>6,087,948.33</b> | <b>-</b>                                 | <b>-</b> | <b>-</b> | <b>-</b>      | <b>285,000.00</b>                        | <b>5,450,861.98</b> | <b>352,086.35</b> | <b>6,087,948.33</b> |
| <b>B. Sub-allotments received from</b> |  |      |                        |             |   |                     |                   |                     |  |          |          |               |  |                     |                   |                     |
| <b>Central Office/Regional Office</b>  |  |      |                        |             |   |                     |                   |                     |  |          |          |               |  |                     |                   |                     |
| <b>Total Allotments</b>                |  |      |                        |             | <b>285,000.00</b>                                   | <b>5,450,861.98</b> | <b>352,086.35</b> | <b>6,087,948.33</b> | <b>-</b>                                 | <b>-</b> | <b>-</b> | <b>-</b>      | <b>285,000.00</b>                        | <b>5,450,861.98</b> | <b>352,086.35</b> | <b>6,087,948.33</b> |
| <b>Summary by Funding Source Code:</b> |  |      |                        |             |   |                     |                   |                     |  |          |          |               |  |                     |                   |                     |
| <b>Agency Specific Budget</b>          |  |      |                        | 01 1 01 101 | -   | 5,583,967.18        | 322,326.00        | 5,906,293.18        | -  | -        | -        | -             | -  | 5,583,967.18        | 322,326.00        | 5,906,293.18        |
| <b>RLIP</b>                            |  |      |                        | 01 1 04 102 | 285,000.00  | (285,000.00)        | 29,760.35         | 29,760.35           | -  | -        | -        | -             | 285,000.00                               | (285,000.00)        | 29,760.35         | 29,760.35           |
| <b>MPBF</b>                            |  |      |                        | 01 1 01 406 | -   | -                   | -                 | -                   | -  | -        | -        | -             | -  | -                   | -                 | -                   |
| <b>Pension &amp; Gratuity Fund</b>     |  |      |                        | 01 1 01 407 | -   | -                   | -                 | -                   | -  | -        | -        | -             | -  | -                   | -                 | -                   |
| <b>NDRRM</b>                           |  |      |                        | 01 1 01 401 | -   | 151,894.80          | -                 | 151,894.80          | -  | -        | -        | -             | -  | 151,894.80          | -                 | 151,894.80          |
| <b>Sub-total</b>                       |  |      |                        |             | <b>285,000.00</b>                                   | <b>5,450,861.98</b> | <b>352,086.35</b> | <b>6,087,948.33</b> | <b>-</b>                                 | <b>-</b> | <b>-</b> | <b>-</b>      | <b>285,000.00</b>                        | <b>5,450,861.98</b> | <b>352,086.35</b> | <b>6,087,948.33</b> |

Certified Correct:

  
MELCHOR P. CARIÑO  
Admin Officer V

Certified Correct:

  
ROSANNA B. SIANO  
Supervising Admin Officer

Recommending Approval:

  
JOSELITO O. HALLAZGO  
Acting Chief, Finance Division

Approved By:

  
RAY R. ELEVAÇO, CESE, MNSA  
Executive Director

List of Allotments and Sub-Allotments

As of the December 31, 2019

Department : DEPARTMENT OF TRADE AND INDUSTRY  
 Agency : COOPERATIVE DEVELOPMENT AUTHORITY  
 Operating Unit : CONSOLIDATED

|   |                             |
|---|-----------------------------|
| X | Current Year Appropriations |
|   | Continuing Appropriations   |
|   | Supplemental Appropriations |


FAR No. 1-B (REGULAR)

Summary


| No. | Allotments / Sub-Allotments |                   | Funding Source |             | Allotments / Sub-Allotments received from COs / ROs |                |               |                | Sub-Allotment to Regions/Operating Units |                 |                |                 | p              |                |               |                |
|-----|-----------------------------|-------------------|----------------|-------------|---|----------------|---------------|----------------|--|-----------------|----------------|-----------------|----------------|----------------|---------------|----------------|
|     | Number                      | Date              | Description    | UACS Code   | PS  | MOOE           | CO            | Total          | PS                                       | MOOE            | CO             | Total           | PS             | MOOE           | CO            | Total          |
| 1   | 2                           | 3                 | 4              | 5           | 6   | 7              | 8             | 9=(6+7+8)      | 10                                       | 11              | 12             | 13=(10+11+12)   | 14 = (6+10)    | 15 = (7+11)    | 16 = (8 + 12) | 17=(14+15+16)  |
| 18  | SAA No. 014-00-2019-18      | December 27, 2019 | RLIP           | 01 1 04 102 | 63,994.72   |                |               | 63,994.72      | (63,994.72)                              |                 |                | (63,994.72)     | -              | -              | -             | -              |
| 19  | SAA No. 014-00-2019-19      | December 27, 2019 | RLIP           | 01 1 04 102 | 10,920.16   |                |               | 10,920.16      | (10,920.16)                              |                 |                | (10,920.16)     | -              | -              | -             | -              |
|     | Sub-Total                   |                   |                |             | 4,543,406.39  | 76,288,000.00  | 2,850,000.00  | 83,681,406.39  | (4,543,406.39)                           | (76,288,000.00) | (2,850,000.00) | (83,681,406.39) | -              | -              | -             | -              |
|     | Total Allotments            |                   |                |             | 442,193,451.39                                      | 290,629,670.00 | 34,377,000.00 | 767,200,121.39 | (4,543,406.39)                           | (76,288,000.00) | (2,850,000.00) | (83,681,406.39) | 437,650,045.00 | 214,341,670.00 | 31,527,000.00 | 683,518,715.00 |

| Summary by Funding Source Code: |             |                |                |               |                |                |                 |                |                 |                |                |               |                |   |              |
|---------------------------------|-------------|----------------|----------------|---------------|----------------|----------------|-----------------|----------------|-----------------|----------------|----------------|---------------|----------------|---|--------------|
| Agency Specific Budget          | 01 1 01 101 | 365,718,000.00 | 211,900,000.00 | 31,527,000.00 | 609,145,000.00 | -              | -               | -              | -               | 365,718,000.00 | 211,900,000.00 | 31,527,000.00 | 609,145,000.00 | - | -            |
| RLIP                            | 01 1 04 102 | 34,538,983.00  | -              | -             | 34,538,983.00  | -              | -               | -              | -               | 34,538,983.00  | -              | -             | 34,538,983.00  | - | -            |
| MPBF                            | 01 1 01 406 | 31,204,086.00  | -              | -             | 31,204,086.00  | -              | -               | -              | -               | 31,204,086.00  | -              | -             | 31,204,086.00  | - | -            |
| SAA                             |             | 4,543,406.39   | 76,288,000.00  | 2,850,000.00  | 83,681,406.39  | (4,543,406.39) | (76,288,000.00) | (2,850,000.00) | (83,681,406.39) | -              | -              | -             | -              | - | -            |
| Pension & Gratuity Fund         | 01 1 01 407 | 6,188,976.00   | -              | -             | 6,188,976.00   | -              | -               | -              | -               | 6,188,976.00   | -              | -             | 6,188,976.00   | - | -            |
| Contingent Fund                 | 01 1 01 402 |                | 2,441,670.00   |               | 2,441,670.00   |                |                 |                |                 |                | 2,441,670.00   |               | 2,441,670.00   |   | 2,441,670.00 |
| NDRRM                           | 01 1 01 401 |                |                |               |                |                |                 |                |                 |                |                |               |                |   |              |
|                                 |             | 442,193,451.39 | 290,629,670.00 | 34,377,000.00 | 767,200,121.39 | (4,543,406.39) | (76,288,000.00) | (2,850,000.00) | (83,681,406.39) | 437,650,045.00 | 214,341,670.00 | 31,527,000.00 | 683,518,715.00 |   |              |


Certified Correct:

  
 MELCHOR P. CARIÑO  
 Admin Officer V

Recommending Approval:

  
 JOSELITO O. HALLAZGO  
 Acting Chief, Finance Division

Approved By:

  
 RAY R. ELEVAZO, CESE, MNSA  
 Executive Director