

MONTHLY REPORT OF DISBURSEMENTS
As of September 30, 2021

FAR No. 4

SUMMARY
Department : Department of Trade and Industry
Agency : COOPERATIVE DEVELOPMENT AUTHORITY
Operating Unit : Central Office and Extension Offices
Organization Code (UACS) :
Funding Source Code : 01 101 101


PARTICULARS	CURRENT YEAR BUDGET				PRIOR YEAR'S ACCOUNTS PAYABLE				CURRENT YEAR'S ACCOUNTS PAYABLE				GRAND TOTAL				Remarks						
	PS	MOOE	CO	TOTAL	PS	MOOE	CO	Sub-Total	PS	MOOE	CO	Sub-Total	TOTAL	SUB-TOTAL	PS	MOOE		CO	TOTAL				
	1	2	3	4	5	6	7	8	9	10	11	12	13	14	15	16		17	18	19	20	21	22
1st QUARTER																							
January																							
Notice of Cash Allocated																							
MDS Checks Iss	5,072,477.54	715,495.25		5,787,972.79	291,477.95	221,734.85		423,212.81		2,736.00		2,736.00	425,948.81	8,213,921.80	5,273,956.49	839,996.11						6,213,921.80	
Advice to Debit Account	21,295,481.50	1,180,882.47		22,476,363.97	284,287.50	584,108.34		868,395.84		23,905.10		23,905.10	892,300.94	23,340,844.91	21,551,788.00	1,768,878.91						23,340,844.91	
Tax Remittance Advances Issued	2,226,633.49	54,183.98		2,280,817.47		50,335.22		50,335.22		114.00		114.00	50,449.22	2,332,266.29	2,226,633.49	106,632.80						2,332,266.29	
Cash Disbursement Calling																							
Non-Cash Availment Authority																							
Others (CDT, Docs Stamp, etc.) cancelled checks								2,884.06				2,884.06	2,884.06	2,884.06		2,884.06						2,884.06	
Total, January	28,592,922.53	1,952,541.30		30,545,463.83	457,765.45	856,869.48		1,314,627.93		28,765.10		28,765.10	1,343,393.03	31,889,516.89	29,051,357.98	2,838,158.91						31,889,516.89	
February																							
Notice of Cash Allocated																							
MDS Checks Iss	8,359,848.98	1,890,911.99		10,250,760.97	3,121.05	1,860.75		4,791.80		802.98		133,239.40	138,031.38	10,378,792.11	8,363,890.87	2,014,912.14						10,378,792.11	
Advice to Debit Account	28,215,924.80	3,279,953.05		31,495,877.85	98,298.48	583,473.56		681,771.91		85,140.25		280,765.40	366,906.65	31,862,784.21	28,298,445.53	4,244,182.01						31,862,784.21	
Tax Remittance Advances Issued	2,378,623.42	228,846.94		2,607,470.36		24,848.97		24,848.97		10,928.93		10,928.93	35,777.90	2,643,248.26	2,378,623.42	264,624.84						2,643,248.26	
Cash Disbursement Calling																							
Non-Cash Availment Authority																							
Others (CDT, Docs Stamp, etc.) cancelled checks																							
Total, February	38,952,996.18	5,489,811.98		44,442,808.16	101,411.53	609,899.28		1,283,279.81		94,842.21		424,323.63	510,268.94	45,122,618.95	41,155,152.81	3,967,655.14						45,122,618.95	
March																							
Notice of Cash Allocated																							
MDS Checks Iss	9,298,178.89	5,320,854.98		14,619,033.87	133,595.47	984,615.50		2,607,210.44		4,428.47		2,047,967.34	204,375.00	17,635,979.50	9,436,188.83	8,363,137.82						17,635,979.50	
Advice to Debit Account	23,872,648.34	7,385,387.89		31,258,036.23	1,018,991.26	14,000.00		1,033,991.26		92,380.51		170,297.00	282,671.51	32,291,007.79	24,780,118.10	7,510,889.69						32,291,007.79	
Tax Remittance Advances Issued	2,203,828.20	408,484.92		2,612,313.12		46,870.78		14,722.15		61,862.93		134,235.39	13,825.00	2,746,548.50	2,203,828.20	542,720.30						2,746,548.50	
Cash Disbursement Calling																							
Non-Cash Availment Authority																							
Others (CDT, Docs Stamp, etc.) cancelled checks																							
Total, March	35,174,161.23	13,925,467.69		49,099,628.92	1,149,286.92	1,045,486.28		2,646,773.20		96,809.98		2,382,499.73	218,000.00	51,782,618.91	45,425,256.13	8,857,862.78						51,782,618.91	
Total, 1st Quarter	106,620,748.93	20,632,801.89		127,253,550.82	1,701,369.91	2,514,328.04		5,069,880.84		182,750.19		2,905,578.46	218,000.00	138,816,868.70	126,433,367.82	12,742,482.70						138,816,868.70	
2nd QUARTER																							
April																							
Notice of Cash Allocated																							
MDS Checks Iss	5,742,486.82	2,444,479.92		8,186,966.74						459,748.64		126,497.23	586,246.77	8,793,191.51	6,292,214.38	2,500,977.13						8,793,191.51	
Advice to Debit Account	23,906,817.91	4,846,412.80		28,753,230.71		168,447.10		358,290.18		522,737.28		482,146.79	82,797.28	29,584,404.16	24,482,987.79	5,101,416.37						29,584,404.16	
Tax Remittance Advances Issued	2,046,592.41	163,947.63		2,210,540.04		2,443.91		20,899.82		23,253.73		88,374.64	2,113.65	2,298,914.69	2,046,592.41	252,322.28						2,298,914.69	
Cash Disbursement Calling																							
Non-Cash Availment Authority																							
Others (CDT, Docs Stamp, etc.) cancelled checks																							
Total, April	31,776,896.24	7,578,866.45		39,355,762.69		168,891.01		377,100.00		542,901.65		1,041,265.98	211,408.06	40,407,028.73	38,771,216.96	3,634,811.77						40,407,028.73	
May																							
Notice of Cash Allocated																							
MDS Checks Iss	9,790,901.55	2,073,417.79		11,864,319.34	2,540.06			44,727.56		128,131.89			128,131.89	12,036,182.24	9,793,441.80	2,291,648.48						12,036,182.24	
Advice to Debit Account	43,209,129.29	7,181,901.84		50,391,031.13	81,267.57	387,095.50		468,363.07		93,601.89		1,058,758.10	1,152,359.98	51,543,391.12	43,290,733.99	8,252,657.13						51,543,391.12	
Tax Remittance Advances Issued	2,782,322.08	384,602.22		3,166,924.30		26,844.44		28,656.84		28,656.84		67,110.85	95,767.69	3,262,691.93	2,782,322.08	480,369.85						3,262,691.93	
Cash Disbursement Calling																							
Non-Cash Availment Authority																							
Others (CDT, Docs Stamp, etc.) cancelled checks																							
Total, May	55,781,952.92	9,639,921.81		65,421,874.73	63,907.63	422,939.94		531,847.56		93,801.89		1,254,006.84	1,249,591.87	67,280,670.11	58,818,782.42	9,724,887.69						67,280,670.11	
June																							
Notice of Cash Allocated																							
MDS Checks Iss	8,828,556.85	5,181,850.80		14,010,407.65		48,218.75		131,771.25		180,890.00		90,742.00	75,638.57	14,267,049.65	8,828,556.85	5,230,689.65						14,267,049.65	
Advice to Debit Account	28,111,841.48	7,178,285.53		35,290,126.91	5,193.12	324,828.75		3,235,316.97		3,665,336.96		3,792,898.82	1,296,912.39	41,384,481.51	35,285,345.28	6,098,776.23						41,384,481.51	
Tax Remittance Advances Issued	2,817,884.87	421,587.87		3,239,472.74		22,891.15		200,541.78		223,422.93		62,444.68	8,101.43	3,323,438.13	2,817,884.87	511,553.26						3,323,438.13	
Cash Disbursement Calling																							
Non-Cash Availment Authority																							
Others (CDT, Docs Stamp, etc.) cancelled checks																							
Total, June	40,657,869.40	12,782,724.20		53,440,593.60	5,193.12	396,928.65		3,667,426.00		3,964,751.78		1,470,081.41	301,820.00	58,005,020.79	51,374,079.35	6,630,941.44						58,005,020.79	
Total, 2nd Quarter	128,196,741.15	29,997,989.27		158,194,730.42	69,100.75	888,759.90		2,969,730.00		5,047,580.36		4,927,864.98	3,905,507.77	174,346,819.54	157,825,322.10	18,647,494.44						174,346,819.54	


PARTICULARS	CURRENT YEAR BUDGET				PRIOR YEAR'S ACCOUNTS PAYABLE				CURRENT YEAR'S ACCOUNTS PAYABLE				SUB-TOTAL	GRAND TOTAL				Remarks		
	PS	MOOE	CO	TOTAL	PRIOR YEAR'S ACCOUNTS PAYABLE			Sub-Total	CURRENT YEAR'S ACCOUNTS PAYABLE			TOTAL		PS	MOOE	CO	TOTAL			
					PS	MOOE	CO		PS	MOOE	CO									
1	2	3	5	6=(2+3+4+5)	7	8	10	11=(7+8+9+10)	12	13	15	16=(12+13+14+15)	17=(11+16)	18=(6+17)	23	24	26	27=(23+24+25+26)	28	
3rd QUARTER																				
July																				
Notice of Cash Allocation																				
MDS Checks Iss	5,127,248.97	2,038,727.28	-	7,165,976.25	-	1,218.78	-	1,218.78	-	61,082.74	-	61,082.74	62,301.50	7,226,274.73	5,127,248.97	2,038,727.28	-	-	7,226,274.73	
Advice to Debit Account	15,810,321.32	5,229,486.37	627,482.14	21,667,290.83	-	32,423.44	1,703,812.50	1,736,235.94	-	135,010.28	-	135,010.28	1,871,248.22	23,538,546.05	15,810,321.32	5,239,930.09	2,331,264.64	-	23,538,546.05	
Tax Remittance Advice Issued	2,083,703.28	271,828.62	35,517.86	2,401,049.76	-	2,242.80	113,587.50	115,830.30	-	9,099.85	-	9,099.85	124,930.15	2,625,979.91	2,083,703.28	283,171.27	148,105.36	-	2,525,979.91	
Cash Disbursement Calling	-	-	-	-	-	-	-	-	-	-	-	-	-	-	-	-	-	-	-	-
Non-Cash Availment Authority	-	-	-	-	-	-	-	-	-	-	-	-	-	-	-	-	-	-	-	-
Others (CDT, Docs Stamp, etc.) cancelled checks	-	-	-	-	-	-	-	-	-	-	-	-	-	-	-	-	-	-	-	-
Total July	23,031,276.57	7,538,052.25	663,000.00	31,232,328.82	-	35,885.00	1,817,400.00	1,853,285.00	-	206,192.87	-	206,192.87	2,068,477.87	33,290,806.69	23,031,276.57	7,778,130.12	2,486,400.00	-	33,290,806.69	
August																				
Notice of Cash Allocation																				
MDS Checks Iss	5,891,744.82	1,785,402.06	-	7,367,146.88	-	3,228,000.00	1,313,434.16	4,541,434.16	-	15,706.10	12,880,826.00	12,896,532.10	17,234,868.26	24,991,812.23	5,891,744.82	5,006,108.18	13,893,868.16	-	34,591,812.23	
Advice to Debit Account	23,280,888.02	6,436,419.39	-	29,717,307.41	-	32,423.44	1,703,812.50	1,736,235.94	-	84,857.79	-	84,857.79	87,081.23	28,794,168.84	23,280,888.02	6,532,500.82	2,331,264.64	-	32,794,168.84	
Tax Remittance Advice Issued	2,223,112.92	208,882.20	-	2,431,995.12	-	2,161.56	85,014.28	87,175.84	-	1,006.40	6,225.00	7,231.40	74,407.26	2,608,183.36	2,223,112.92	211,831.18	71,238.29	-	2,506,183.36	
Cash Disbursement Calling	-	-	-	-	-	-	-	-	-	-	-	-	-	-	-	-	-	-	-	-
Non-Cash Availment Authority	-	-	-	-	-	-	-	-	-	-	-	-	-	-	-	-	-	-	-	-
Others (CDT, Docs Stamp, etc.) cancelled checks	-	-	-	-	-	-	-	-	-	-	-	-	-	-	-	-	-	-	-	-
Total August	31,075,025.95	7,410,484.86	-	38,485,510.80	-	3,233,585.00	1,378,448.44	4,612,033.44	-	81,570.29	12,896,750.00	12,978,320.29	17,408,153.73	65,892,164.23	31,075,025.95	7,718,330.12	2,486,400.00	-	65,892,164.23	
September																				
Notice of Cash Allocation																				
MDS Checks Iss	9,326,154.28	5,350,772.41	141,581.83	14,818,508.52	-	-	-	-	-	3,000.00	-	3,000.00	3,000.00	14,821,508.52	9,326,154.28	5,353,772.41	141,581.83	-	14,821,508.52	
Advice to Debit Account	27,532,978.83	8,896,182.87	134,373.89	36,563,535.60	-	33,231.09	1,703,812.50	1,737,042.59	-	1,017,801.16	1,892.45	1,019,693.61	1,062,824.70	36,516,068.12	27,532,978.83	8,896,182.87	134,373.89	-	36,516,068.12	
Tax Remittance Advice Issued	2,364,117.20	353,622.81	16,820.14	2,734,560.15	-	2,161.56	85,014.28	87,175.84	-	1,006.40	6,225.00	7,231.40	74,407.26	2,736,621.61	2,364,117.20	355,784.17	16,820.14	-	2,736,621.61	
Cash Disbursement Calling	-	-	-	-	-	-	-	-	-	-	-	-	-	-	-	-	-	-	-	-
Non-Cash Availment Authority	-	-	-	-	-	-	-	-	-	-	-	-	-	-	-	-	-	-	-	-
Others (CDT, Docs Stamp, etc.) cancelled checks	-	-	-	-	-	-	-	-	-	-	-	-	-	-	-	-	-	-	-	-
Others (refund of cash advance)	-	-	-	-	-	-	-	-	-	-	-	-	-	-	-	-	-	-	-	-
Total September	39,213,278.41	12,299,577.99	281,676.00	51,804,432.40	-	35,392.65	1,801,646.78	1,837,039.43	-	4,017,801.16	4,892.45	4,021,693.61	4,067,221.96	62,892,118.28	39,213,278.41	12,299,577.99	281,676.00	-	62,892,118.28	
Total 3rd QUARTER	93,320,074.83	27,246,114.48	954,676.00	121,520,765.32	-	3,330,882.65	3,185,048.44	6,528,711.89	-	1,017,801.16	291,265.61	12,898,750.00	13,898,606.77	142,045,083.18	93,320,074.83	27,246,114.48	954,676.00	-	142,045,083.18	
GRAND TOTAL	322,139,884.80	77,779,243.64	1,121,016.00	401,040,144.44	-	1,777,064.85	6,833,851.29	8,032,486.44	-	6,128,015.91	6,100,341.84	13,208,670.00	25,434,927.76	42,078,910.13	322,139,884.80	77,779,243.64	1,121,016.00	-	401,040,144.44	


SUMMARY:

	Previous Report	This month	As of Date
Total Disbursement Authorities Received			
NCA	423,885,927.98	43,713,000.00	467,598,927.98
Working Fund	-	-	-
TRA	21,855,158.08	2,725,521.61	24,380,679.69
CDC	-	-	-
NCAA	-	-	-
Others (CDT, BTr Docs Stamp, etc.)	-	-	-
Less: Notice of Transfer Allocations (NTA)* Issued	5,878,737.98	850,000.00	6,728,737.98
Total Disbursements Authorities Available	437,561,848.08	45,488,521.61	483,050,369.69
Less: Lapsed NCA	17,910,878.82	21,063,905.26	38,164,884.08
Adjustment	6,806.74	-	6,806.74
Disbursements*	390,298,816.42	62,882,118.28	453,180,934.70
Balance of Disbursements Authorities as of to date	29,778,646.30	(28,927,402.91)	751,243.39

	Previous Report	This month	As of Date
Total Disbursements			
Program	437,561,848.08	45,488,521.61	483,050,369.69
Less: * Actual Disbursements	390,298,816.42	62,882,118.28	453,180,934.70
(Over)/Under spending	47,263,031.66	(17,393,596.76)	29,869,434.90

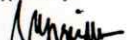
Prepared By:

 SHERYL P. SORIANO
 Administrative Officer IV

Certified Correct:

 MELCHOR P. CARIÑO
 Administrative Officer V

Certified Correct:

 ROSANNA B. SIANO
 Supervising Administrative Officer

Recommending Approval:

 JOSECIITO O. HALLAZGO
 Acting Chief, Finance Division

Approved by:

 ASECO. MIRLLA B. PARADILLO
 Board Member III and Acting Administrator