





Particulars	UACS CODE	Appropriations							Current Year Obligations				Current Year Disbursements				Balances			
		Adjustments (Transfer (To)/From, Realignment)	Adjusted Appropriations	Allotments Received	Adjustments (Withdrawal, Realignment)	Transfer From	Transfer To	Adjusted Allotments	1st Quarter Ending March 31	2nd Quarter Ending June 30	3rd Quarter Ending Sept. 30	Total	1st Quarter Ending March 31	2nd Quarter Ending June 30	3rd Quarter Ending Sept. 30	Total	Unreleased Appropriations	Unobligated Allotment	Unpaid Obligations (15-20) = (23+24)	
		4	5=(3+4)	6	7	8	9	10=[(6+(-)7) -8+9]	11	12	13	15=(11+12+13+14)	16	17	18	20=(16+17+18+19)	21=(5-10)	22=(10-15)	23	24
Sub-Total, Agency Specific Budget		27,069,020.08	27,069,020.08	-	17,069,020.08	304,000.00	(304,000.00)	17,069,020.08	9,628,411.90	3,937,368.03	1,816,502.31	15,382,282.24	3,204,328.65	4,456,004.28	842,343.97	8,502,676.90	10,000,000.00	1,686,737.84	6,879,605.34	-
PS		1,948,964.97	1,948,964.97	-	1,948,964.97	-	-	1,948,964.97	182,750.19	1,148,676.51	364,338.96	1,695,765.06	182,750.19	1,148,676.51	364,338.96	1,695,765.06	-	253,199.91	-	-
MOOE		19,691,280.50	19,691,280.50	-	12,376,280.50	304,000.00	(304,000.00)	12,376,280.50	9,227,661.71	2,080,871.52	320,663.95	11,629,197.18	2,803,578.46	3,005,507.77	291,255.61	6,100,341.84	7,315,000.00	747,083.32	5,528,855.34	-
CO		5,428,774.61	5,428,774.61	-	2,743,774.61	-	-	2,743,774.61	218,000.00	707,820.00	1,131,500.00	2,057,320.00	218,000.00	301,820.00	186,750.00	706,570.00	2,685,000.00	686,454.61	1,350,750.00	-
III. Special Purpose Fund (Please specify)		29,445,819.09	29,445,819.09	-	29,445,819.09	-	-	29,445,819.09	-	3,778,988.05	13,153,262.80	16,932,250.85	-	3,778,988.05	13,153,262.80	16,932,250.85	-	12,513,568.24	-	-
MPBF-PS	1 01 406	3,368.09	3,368.09	-	3,368.09	-	-	3,368.09	-	-	-	-	-	-	-	-	-	3,368.09	-	-
PS 1st Tranch EO No. 201		3,368.09	3,368.09	-	3,368.09	-	-	3,368.09	-	-	-	-	-	-	-	-	-	3,368.09	-	-
PS-Deficiency		-	-	-	-	-	-	-	-	-	-	-	-	-	-	-	-	-	-	-
Mid-Year Bonus		-	-	-	-	-	-	-	-	-	-	-	-	-	-	-	-	-	-	-
PENSION GRATUITY FUND (PGF)		4,442,451.00	4,442,451.00	-	4,442,451.00	-	-	4,442,451.00	-	3,778,988.05	653,262.80	4,432,250.85	-	3,778,988.05	653,262.80	4,432,250.85	-	10,200.15	-	-
Terminal Pay	1 01 408	4,442,451.00	4,442,451.00	-	4,442,451.00	-	-	4,442,451.00	-	3,778,988.05	653,262.80	4,432,250.85	-	3,778,988.05	653,262.80	4,432,250.85	-	10,200.15	-	-
Calamity Fund/NDRRMF		25,000,000.00	25,000,000.00	-	25,000,000.00	-	-	25,000,000.00	-	-	12,500,000.00	12,500,000.00	-	-	12,500,000.00	12,500,000.00	-	12,500,000.00	-	-
MOOE		-	-	-	-	-	-	-	-	-	-	-	-	-	-	-	-	-	-	-
Capital Outlay-Building		25,000,000.00	25,000,000.00	-	25,000,000.00	-	-	25,000,000.00	-	-	12,500,000.00	12,500,000.00	-	-	12,500,000.00	12,500,000.00	-	12,500,000.00	-	-
Sub-Total, Special Purpose Fund		4,445,819.09	4,445,819.09	-	4,445,819.09	-	-	4,445,819.09	-	3,778,988.05	653,262.80	4,432,250.85	-	3,778,988.05	653,262.80	4,432,250.85	-	13,568.24	-	-
PS		4,445,819.09	4,445,819.09	-	4,445,819.09	-	-	4,445,819.09	-	3,778,988.05	653,262.80	4,432,250.85	-	3,778,988.05	653,262.80	4,432,250.85	-	13,568.24	-	-
MOOE		-	-	-	-	-	-	-	-	-	-	-	-	-	-	-	-	-	-	-
CO		25,000,000.00	25,000,000.00	-	25,000,000.00	-	-	25,000,000.00	-	-	12,500,000.00	12,500,000.00	-	-	12,500,000.00	12,500,000.00	-	12,500,000.00	-	-
GRAND TOTAL		56,514,839.17	56,514,839.17	-	46,514,839.17	304,000.00	(304,000.00)	46,514,839.17	9,628,411.90	7,716,356.08	14,969,765.11	32,314,533.09	3,204,328.65	8,234,992.33	13,995,606.77	25,434,927.75	10,000,000.00	14,200,306.08	6,879,605.34	-
PS		6,394,784.06	6,394,784.06	-	6,394,784.06	-	-	6,394,784.06	182,750.19	4,927,664.56	1,017,601.16	6,128,015.91	182,750.19	4,927,664.56	1,017,601.16	6,128,015.91	-	266,768.15	-	-
MOOE		19,691,280.50	19,691,280.50	-	12,376,280.50	304,000.00	(304,000.00)	12,376,280.50	9,227,661.71	2,080,871.52	320,663.95	11,629,197.18	2,803,578.46	3,005,507.77	291,255.61	6,100,341.84	7,315,000.00	747,083.32	5,528,855.34	-
CO		30,428,774.61	30,428,774.61	-	27,743,774.61	-	-	27,743,774.61	218,000.00	707,820.00	13,631,500.00	14,557,320.00	218,000.00	301,820.00	12,686,750.00	13,206,570.00	2,685,000.00	13,186,454.61	1,350,750.00	-

Prepared By:

  
 SHERYL P. SORIANO  
 Admin Officer IV


Certified Correct:

  
 MELCHOR P. CARIÑO  
 Admin Officer V

Recommending Approval:

  
 JOSELITO O. HALLAZGO  
 Acting Chief, Finance Division

Approved By:

  
 MYRLA B. PARADILLO  
 Board Member III and Acting Administrator