

STATEMENT OF APPROPRIATIONS, ALLOTMENTS, OBLIGATIONS, DISBURSEMENTS AND BALANCES
As of the Quarter Ending September 30, 2021


Department : Department of Trade and Industry
Agency : Cooperative Development Authority
Operating Unit : Central Office and Extension Offices

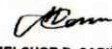
☐ Current Year Appropriations
☐ Appropriations
☐ Continuing

FAR No. 1-REGULAR

Particulars	UACS CODE	Appropriations								Current Year Obligations				Current Year Disbursements				Balances								
		Authorized Appropriation	Adjustments (Transfer To)/From, Realignment	Adjusted Appropriations	Allotments Received	Adjustments (Withdrawal, Realignment)	Transfer From	Transfer To	Adjusted Allotments	1st Quarter Ending March 31	2nd Quarter Ending June 30	3rd Quarter Ending Sept. 30	Total	1st Quarter Ending March 31	2nd Quarter Ending June 30	3rd Quarter Ending Sept. 30	Total	Unreleased Appropriations	Unobligated Allotment	Unpaid Obligations (15-20) = (23+24)						
		3	4.00	5=(3+4)	6	7	8	9	10=[(8+1-7)-8+9]	11	12	13	14=(11+12+13+14)	15	16	17	18	19=(16+17+18+19)	20=(5-16)	21=(10-15)	22	23	24			
I. Agency Specific Budget																										
<i>General Administration and Support</i>	1 00 00 0000																									
General Management and Supervision	1 00 01 0000																									
PAP		123,510,000.00	-	123,510,000.00	123,510,000.00	-	-	-	123,510,000.00	25,888,783.87	35,169,888.81	28,518,541.18	89,487,013.73	24,905,847.41	34,117,518.00	25,888,232.30	84,509,386.79	-	34,012,988.27	-	4,987,817.84	-	-	-	-	
PS		85,158,000.00	-	85,158,000.00	85,158,000.00	-	70,000.00	(70,000.00)	85,158,000.00	22,331,748.10	14,533,139.75	13,177,888.24	50,042,477.09	15,118,888.73	17,258,948.79	14,188,296.54	46,582,139.06	-	15,115,522.91	-	3,489,342.03	-	-	-	-	
MOOE		-	-	-	-	-	-	-	-	-	-	-	-	-	-	-	-	-	-	-	-	-	-	-	-	
CO		-	-	-	-	-	-	-	-	-	-	-	-	-	-	-	-	-	-	-	-	-	-	-	-	
Administrative of Personnel Benefits		7,174,000.00	-	7,174,000.00	7,174,000.00	-	-	-	7,174,000.00	2,143,158.97	782,380.02	430,108.04	3,335,825.03	2,143,158.97	782,380.02	430,103.04	3,335,825.03	-	3,838,374.87	-	-	-	-	-	-	
Support to Operations	2000290000																									
PAP		16,875,000.00	-	16,875,000.00	16,875,000.00	-	-	-	16,875,000.00	4,172,818.88	5,757,058.87	3,746,358.97	13,676,236.72	3,998,033.59	5,567,482.80	3,989,583.61	13,433,104.80	-	3,295,783.70	-	248,131.50	-	-	-	-	
PS		88,184,000.00	8.00	88,184,000.00	88,184,000.00	-	25,242,583.80	(25,242,583.80)	88,184,000.00	8,230,563.83	8,034,951.72	13,101,989.42	27,367,114.77	3,444,143.40	10,146,510.15	8,736,958.45	23,326,617.00	-	61,796,885.23	-	4,940,487.77	-	-	-	-	
MOOE		8,838,000.00	-	8,838,000.00	8,838,000.00	-	8,740,000.00	(8,740,000.00)	8,838,000.00	-	832,588.80	248,815.00	1,181,401.00	-	178,440.00	954,578.00	1,131,018.00	-	8,467,588.00	-	50,385.00	-	-	-	-	
CO		-	-	-	-	-	-	-	-	-	-	-	-	-	-	-	-	-	-	-	-	-	-	-	-	
Operations																										
MFO 1: TECHNICAL ADVISORY SERVICES	3010100000																									
Provision of technical assistance on cooperative development	3010100000																									
PS		188,188,000.00	-	188,188,000.00	188,188,000.00	-	-	-	188,188,000.00	35,246,541.78	54,507,783.87	38,578,384.41	128,333,720.07	33,987,224.94	54,281,844.44	40,278,868.18	128,557,838.48	-	58,854,278.33	-	775,881.81	-	-	-	-	
MOOE		8,810,000.00	-	8,810,000.00	8,810,000.00	-	-	-	8,810,000.00	842,828.82	823,808.18	1,830,214.77	3,386,848.75	842,828.82	823,808.18	1,548,388.07	3,114,803.05	-	5,213,350.25	-	81,848.70	-	-	-	-	
CO		-	-	-	-	-	-	-	-	-	-	-	-	-	-	-	-	-	-	-	-	-	-	-	-	
MFO 2-REGULATION OF COOPERATIVES	3020100000																									
Registration of Cooperatives	3020100000																									
PS		23,556,000.00	-	23,556,000.00	23,556,000.00	-	-	-	23,556,000.00	8,016,574.01	5,331,901.78	2,820,218.58	16,268,694.35	7,907,029.55	5,421,077.10	2,940,587.70	16,268,694.35	-	7,287,305.65	-	(8.00)	-	-	-	-	
MOOE		6,122,000.00	-	6,122,000.00	6,122,000.00	-	-	-	6,122,000.00	431,828.76	962,273.80	533,592.11	1,926,895.67	418,209.78	584,078.80	873,312.11	1,875,881.67	-	4,195,184.23	-	51,284.00	-	-	-	-	
CO		-	-	-	-	-	-	-	-	-	-	-	-	-	-	-	-	-	-	-	-	-	-	-	-	
Regulation of cooperatives formulation of guidelines rules and regulations	3020290000																									
PS		52,185,000.00	-	52,185,000.00	52,185,000.00	-	-	-	52,185,000.00	15,943,482.01	14,018,771.73	8,907,884.89	38,870,218.43	15,725,080.80	13,787,783.83	8,845,888.14	38,438,838.39	-	13,294,781.57	-	431,388.84	-	-	-	-	
MOOE		5,510,000.00	-	5,510,000.00	5,510,000.00	-	-	-	5,510,000.00	284,048.35	781,378.17	517,878.58	1,583,106.10	282,541.35	782,878.17	518,283.58	1,581,712.10	-	3,826,883.90	-	1,384.00	-	-	-	-	
CO		-	-	-	-	-	-	-	-	-	-	-	-	-	-	-	-	-	-	-	-	-	-	-	-	
Investigation hearing of cases and legal action	3020390000																									
PS		14,700,000.00	-	14,700,000.00	14,700,000.00	-	-	-	14,700,000.00	4,081,208.90	4,340,184.84	1,889,283.67	10,410,687.21	3,898,423.98	4,281,440.27	2,158,828.42	10,406,482.68	-	4,288,342.78	-	4,164.53	-	-	-	-	
MOOE		4,030,000.00	-	4,030,000.00	4,030,000.00	-	96,000.00	(96,000.00)	4,030,000.00	428,434.82	311,118.14	433,143.75	1,172,887.71	428,834.82	305,581.14	386,883.75	1,118,418.71	-	2,857,302.29	-	53,278.00	-	-	-		
CO		-	-	-	-	-	-	-	-	-	-	-	-	-	-	-	-	-	-	-	-	-	-	-	-	
Sub-Total, Agency Specific Budget		811,501,000.00	0.00	811,501,000.00	811,501,000.00	-	32,148,583.80	(32,148,583.80)	811,501,000.00	128,021,181.39	148,308,813.43	115,737,502.38	388,065,507.22	112,786,164.83	148,354,357.37	112,710,783.90	373,881,288.10	-	223,435,482.78	-	14,204,221.12	-	-	-	-	
PS		423,288,000.00	-	423,288,000.00	423,288,000.00	-	-	-	423,288,000.00	85,472,535.81	118,827,758.88	88,084,888.52	301,385,185.13	82,282,883.95	118,178,304.18	84,808,873.40	284,848,881.51	-	121,872,834.87	-	8,445,183.82	-	-	-	-	
MOOE		178,584,000.00	0.00	178,584,000.00	178,584,000.00	-	25,408,583.80	(25,408,583.80)	178,584,000.00	30,540,855.48	25,546,487.74	28,383,817.87	85,488,841.00	20,533,580.88	28,898,813.21	27,248,114.50	77,780,288.58	-	83,105,058.91	-	7,708,852.50	-	-	-		
CO		8,838,000.00	-	8,838,000.00	8,838,000.00	-	8,740,000.00	(8,740,000.00)	8,838,000.00	-	832,588.80	248,815.00	1,181,401.00	-	178,440.00	954,578.00	1,131,018.00	-	8,467,588.00	-	50,385.00	-	-	-		

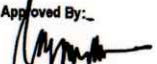
Particulars	UACS CODE	Appropriations			Current Year Obligations						Current Year Disbursements				Balances								
		Authorized Appropriation	Adjustments (Transfer To/From, Realignment)	Adjusted Appropriations	Allotments Received	Adjustments (Withdrawal, Realignment)	Transfer From	Transfer To	Adjusted Allotments	1st Quarter Ending March 31	2nd Quarter Ending June 30	3rd Quarter Ending Sept. 30	Total	1st Quarter Ending March 31	2nd Quarter Ending June 30	3rd Quarter Ending Sept. 30	Total	Unreleased Appropriations	Unobligated Allotment	Unpaid Obligations (15-20) = (23+24)			
																				Due and Demandable	Not Yet Due and Demandable		
1	2	3	4.00	5=(3+4)	6	7	8	9	10=[(8+(-)7)+9]	11	12	13	15=[(11+12+13+14)]	16	17	18	20=[(16+17+18+19)]	21=(5-10)	22=(10-15)	23	24		
I. Automatic Appropriations	1 04 102																						
RLIP																							
Sub-Total, Automatic Appropriations		38,438,000.00	-	38,438,000.00	38,438,000.00	-	-	-	-	38,438,000.00	8,400,516.01	8,878,868.53	8,850,788.97	27,227,955.51	8,358,144.88	10,018,392.05	8,812,001.42	27,188,538.45	-	-	11,210,844.48	38,417.06	
PS		38,438,000.00	-	38,438,000.00	38,438,000.00	-	-	-	-	38,438,000.00	8,400,516.01	8,878,868.53	8,850,788.97	27,227,955.51	8,358,144.88	10,018,392.05	8,812,001.42	27,188,538.45	-	-	11,210,844.48	38,417.06	
III. Special Purpose Fund (Please specify)																							
GRAND TOTAL		648,838,000.00	0.00	648,838,000.00	648,838,000.00	-	32,148,553.80	(32,148,553.80)	648,838,000.00	134,421,707.40	156,283,482.96	124,588,272.36	415,283,462.73	121,154,308.80	158,372,748.42	121,522,785.32	401,048,824.55	-	-	234,045,937.27	14,243,638.18		
PS		481,706,000.00	-	481,706,000.00	481,706,000.00	-	-	-	481,706,000.00	103,873,051.82	128,904,428.22	94,945,838.48	328,823,128.64	100,820,748.82	128,187,898.21	83,320,074.82	322,138,518.95	-	-	133,082,878.36	6,484,800.88		
MOOE		178,594,000.00	0.00	178,594,000.00	178,594,000.00	-	25,408,553.80	(25,408,553.80)	178,594,000.00	30,548,655.48	25,546,487.74	29,393,817.87	85,488,941.09	20,533,580.88	29,998,813.21	27,248,114.50	77,780,288.58	-	-	83,105,908.91	7,708,852.50		
CO		8,538,000.00	-	8,538,000.00	8,538,000.00	-	8,740,000.00	(8,740,000.00)	8,538,000.00	-	832,588.00	248,815.00	1,181,401.00	-	176,440.00	954,576.00	1,131,016.00	-	-	8,457,598.00	90,385.00		
Recapitulation by MFO:																							
MFO 1		288,881,000.00	-	288,881,000.00	288,881,000.00	-	96,000.00	(96,000.00)	288,881,000.00	65,274,118.37	81,177,628.37	86,511,401.56	202,862,538.29	83,988,283.73	80,328,098.73	57,647,808.98	201,563,382.41	-	-	96,818,380.71	1,388,246.88		
MFO 2		106,983,000.00	-	106,983,000.00	106,983,000.00	-	96,000.00	(96,000.00)	106,983,000.00	28,194,747.85	25,745,828.24	15,301,892.38	70,232,268.47	28,758,228.07	25,112,850.13	15,818,871.70	68,890,750.90	-	-	35,850,730.53	541,518.57		

Prepared By:

 SHERYL P. SORIANO
 Admin Officer IV

Certified Correct:

 MELCHOR P. CARIÑO
 Admin Officer V

Recommending Approval:

 JOSELITO O. HALLAZGO
 Acting Chief, Finance Division

Approved By:

 MIRRA B. PARADILLO
 Board Member III and Acting Administrator