


FY 2025 PHYSICAL PLAN

Department : Department of Trade and Industry (DTI)
 Agency/Entity : Cooperative Development Authority
 Operating Unit : Central Office
 Organization Code (UACS) : 22 008 0100000


Particulars	UACS CODE	Current Year Accomplishments - FY 2024			Physical Target (Budget Year)- FY 2025				Variance	Remarks	
		Actual January 1 - September 30	Estimate October 1 - December 30	Total	Total	1st Quarter	2nd Quarter	3rd Quarter			4th Quarter
1	2	3	4	5=3+4	6=7+8+9+10	7	8	9	10	11	12
COOPERATIVE DEVELOPMENT PROGRAM	3101000000000000										
Outcome Indicator(s)											
1. Number of compliant micro and small cooperatives graduating to small and medium asset size category, respectively			270 from micro to small; 146 from small to medium	270 from micro to small; 146 from small to medium	N/A						To be reported at yearend
Number of compliant cooperatives graduating to the next category based on asset size					416				416		To be reported at yearend
2. Number of cooperatives implementing best practices			2,500	2,500	N/A						To be reported at yearend
3. Number of cooperative business process facilitated through value chain			500	500	N/A						To be reported at yearend
Output Indicator(s)											
1. Percentage and number of registered cooperatives provided with technical assistance		105%	90%	105%	N/A						
Percentage of compliant and non-compliant cooperatives provided with Technical Assistance Service (TAS)					90%	90%	90%	90%	90%		
2. Percentage of clients who rated the technical assistance or other development intervention as good or better		98%	90%	98%	N/A						
Percentage of technical assistance rendered within the prescribed period and rated as Agree or Strongly Agree					90%	90%	90%	90%	90%		
3. Percentage of technical assistance or other development intervention rendered within the prescribed period		99%	90%	99%	N/A						
COOPERATIVE REGULATION PROGRAM	3102000000000000										
Outcome Indicator(s)											
1. Percentage of cooperatives compliant with laws, policies and regulations			85%	85%	N/A						To be reported at yearend
Percentage increase in the efficiency of the registration process					5%				5%		To be reported at yearend

Particulars	UACS CODE	Current Year Accomplishments - FY 2024			Physical Target (Budget Year)- FY 2025					Variance	Remarks
		Actual January 1 - September 30	Estimate October 1 - December 30	Total	Total	1st Quarter	2nd Quarter	3rd Quarter	4th Quarter		
1	2	3	4	5=3+4	6=7+8+9+10	7	8	9	10	11	12
2. Percentage of cooperatives compliant with the agency's laws, policies, and regulations					85%				85%		To be reported at yearend
Output Indicator(s)											
1. Percentage of applications for registration of cooperatives and amendments to their Articles of Cooperation and By-Laws (ACBL) acted upon within the prescribed period		100%	100%	100%	N/A						
Percentage of applications for registration or amendment of cooperatives acted upon within the prescribed period					100%	100%	100%	100%	100%		
2. Percentage of cooperatives which rated registration/ amendment processes as good or better		97%	90%	97%	N/A						
Percentage of applications for registration of cooperatives rated as Agree or Strongly Agree					90%	90%	90%	90%	90%		
3. Percentage of registered cooperatives inspected/ examined within the year		77%	13%	90%	90%	90%	90%	90%	90%		
4. Percentage of non-compliant cooperatives complying with sanctions and directives		30%	50%	80%	N/A						
Percentage of cooperatives complying with orders and directives monitored					60%	60%	60%	60%	60%		
5. Percentage of violations/complaints acted upon within fifteen (15) days after knowledge of violations or upon receipt of complaint		100%	100%	100%	N/A						

Certified Correct:


 ANJELE S. EUGARIN
 Chief, Planning and Policy Development Division
 Date:


Certified Correct:


 MELCHOR P. CARINO
 OIC, Chief, Finance Division
 Date:

Recommending Approval By:


 ASec. SANTIAGO S. LIM
 Administrator
 Date:

Approved By:


 ASec. MYRLA B. PARADILLO
 OIC, Chairperson
 Date: