

List of Allotments and Sub-Allotments
As of the Quarter Ending June 30, 2022

Department : DEPARTMENT OF TRADE AND INDUSTRY
Agency : COOPERATIVE DEVELOPMENT AUTHORITY
Operating Unit : CONSOLIDATED


X	Current Year Appropriations
	Continuing Appropriations
	Supplemental Appropriations


FAR No. 1-B (CONTINUING)


No.	Allotments / Sub-Allotments		Funding Source		Allotments / Sub-Allotments received from COs / ROs				Sub-Allotment to Regions/Operating Units				Total Allotments / Net of Sub-allotments			
	Number	Date	Description	UACS Code	PS	MOOE	CO	Total	PS	MOOE	CO	Total	PS	MOOE	CO	Total
1	2	3	4	5	6	7	8	9=(6+7+8)	10	11	12	13=(10+11+12)	14 = (6+10)	15 = (7+11)	16 = (8 + 12)	17=(14+15+16)
A. Allotments received from DBM																
1	11518 GAA	2021	Agency Specific Budget	01 1 02 101	-	25,986,487.17	1,904,084.00	27,890,571.17	-	-	-	-	-	25,986,487.17	1,904,084.00	27,890,571.17
	Sub-total				-	25,986,487.17	1,904,084.00	27,890,571.17	-	-	-	-	-	25,986,487.17	1,904,084.00	27,890,571.17
B. Sub-allotments received from																
Central Office/Regional Office																
1	SAA No. 005-00-2022-05	February 23, 2022	Agency Specific Budget	01 1 02 101		48,000.00		48,000.00		(48,000.00)		(48,000.00)	-	-	-	-
2	SAA No. 006-00-2022-06	March 2, 2022	Agency Specific Budget	01 1 02 101		5,000.00		5,000.00		(5,000.00)		(5,000.00)	-	-	-	-
3	SAA No. 007-00-2022-07	March 4, 2022	Agency Specific Budget	01 1 02 101		5,000.00		5,000.00		(5,000.00)		(5,000.00)	-	-	-	-
4	SAA No. 011-00-2022-03	March 28, 2022	Agency Specific Budget	01 1 02 101		42,000.00		42,000.00		(42,000.00)		(42,000.00)	-	-	-	-
	Sub-Total				-	100,000.00	-	100,000.00	-	(100,000.00)	-	(100,000.00)	-	-	-	-
	Total Allotments				-	25,986,487.17	1,904,084.00	27,890,571.17	-	(100,000.00)	-	(100,000.00)	-	25,986,487.17	1,904,084.00	27,890,571.17
Summary by Funding Source Code:																
	Agency Specific Budget			01 1 02 101	-	25,986,487.17	1,904,084.00	27,890,571.17	-	-	-	-	-	25,986,487.17	1,904,084.00	27,890,571.17
	SAA				-	100,000.00	-	100,000.00	-	(100,000.00)	-	(100,000.00)	-	-	-	-
					-	25,986,487.17	1,904,084.00	27,890,571.17	-	(100,000.00)	-	(100,000.00)	-	25,986,487.17	1,904,084.00	27,890,571.17


Prepared By:

SHERYL P. SORIANO
Administrative Officer IV

Certified Correct:

MELCHOR P. CARINO
Administrative Officer V

Certified Correct:

ROSANNA B. SIANO
Supervising Admin Officer

Recommending Approval:

JOSELITO G. HALLAZGO
Acting Chief, Finance Division

Approved By:

USC. JOSEPH B. ANABAO
Chairman