



QUARTERLY REPORT OF REVENUE AND OTHER RECEIPTS
As of the Quarter Ending June 30, 2024
(In Pesos)

FAR No. 5 - Regular


Department : DEPARTMENT OF TRADE AND INDUSTRY
Agency : COOPERATIVE DEVELOPMENT AUTHORITY
Operating Unit : CENTRAL AND EXTENSION OFFICES
Fund Cluster : REGULAR AGENCY FUND


CLASSIFICATION / SOURCES OF REVENUE AND OTHER RECEIPTS	UACS Code	REVENUE TARGET (Annual)	ACTUAL REVENUE AND OTHER RECEIPTS COLLECTIONS							CUMULATIVE REMITTANCE / DEPOSITS TO DATE			VARIANCE		Remarks			
			1st Quarter				2nd Quarter		3rd Quarter	4th Quarter	TOTAL	Remittance to BIR	Deposited with AGDB	Total		Amount	%	
			4	5	6	7	8=(4+5+6+7)	9	10	11=(9+10)	12=(8-9)	13=(12/3)						
A. General Fund																		
- Non-Tax																		
Registration Fees	4020102000	8,029,000.00	2,395,595.83	230,324.50	0.00	0.00	0.00	2,625,910.33	2,728,857.99	0.00	2,728,857.99	-5,403,089.67	-67%					
Certification Fees	4020104002	2,436,000.00	545,977.00	802,167.00	0.00	0.00	1,348,134.00	1,355,568.67	5,088,102.20	0.00	1,355,568.67	-1,087,866.00	-45%					
Amendment Fees	4020199001		4,495,163.38	293,374.22	0.00	0.00	4,788,537.60	5,088,102.20	254,360.00	0.00	5,088,102.20	4,788,537.60						
Accreditation Fees	4020111001		171,650.00	82,710.00	0.00	0.00	254,360.00	254,360.00	25,239.83	0.00	254,360.00	25,239.83						
Legal Fees	4020109000		22,405.03	2,834.80	0.00	0.00	54,881.00	54,881.00	1,000.00	0.00	54,881.00	54,881.00						
Other Verification and Authentication Fees	4020111099		9,220.00	45,661.00	0.00	0.00	1,000.00	1,000.00	2,055,092.57	0.00	2,055,092.57	2,055,092.57						
Other Processing Fees	4020113099		0.00	1,000.00	0.00	0.00	2,787,367.67	2,787,367.67	2,055,092.57	0.00	2,787,367.67	2,055,092.57						
Fines and Penalties - Service Income	4020114000		1,823,219.00	964,148.67	0.00	0.00	2,055,092.57	2,055,092.57	60,000.00	0.00	60,000.00	60,000.00						
Other Service Income	4020199099		1,195,991.12	899,101.45	0.00	0.00	3,750.00	3,750.00	1,370,302.72	0.00	1,370,302.72	-1,601,407.28	-54%					
Dividend Income	4020220000		0.00	60,000.00	0.00	0.00	60,000.00	60,000.00	3,750.00	0.00	3,750.00	3,750.00						
Sale of Unserviceable Property	4060102000		500.00	3,250.00	0.00	0.00	1,348,992.72	1,348,992.72	1,370,302.72	0.00	1,370,302.72	-1,601,407.28						
Miscellaneous Income	4060999000	2,990,000.00	690,351.24	658,231.48	0.00	0.00	60,000.00	60,000.00	60,000.00	0.00	60,000.00	60,000.00						
-Non-Revenue Collections/Other Receipts																		
Cash Receipts																		
Others																		
Due from Officers & Employees	1030502000		7,600.00	48,557.61	0.00	0.00	57,157.61	57,157.61	57,157.61	0.00	57,157.61	57,157.61						
Due from NGOs/POs	1030503000		0.00	69,500.00	0.00	0.00	69,500.00	69,500.00	69,500.00	0.00	69,500.00	69,500.00						
Receivable, Disallowances/ Charges	1030507000		45,280.00	826,526.32	0.00	0.00	871,806.32	871,806.32	871,806.32	0.00	871,806.32	871,806.32						
Interest Receivable (Dormant Receivables)	1030705000		0.00	815.00	0.00	0.00	815.00	815.00	815.00	0.00	815.00	815.00						
Loan Receivables	1030709900		0.00	3,500.00	0.00	0.00	3,500.00	3,500.00	3,500.00	0.00	3,500.00	3,500.00						
Loans Receivable- Others (Dormant Receivables)	1030709900		0.00	9,185.00	0.00	0.00	9,185.00	9,185.00	9,185.00	0.00	9,185.00	9,185.00						
Other Receivables	1030599000		24,000.00	30,041.35	0.00	0.00	54,041.35	54,041.35	54,041.35	0.00	54,041.35	54,041.35						
Advances to Special Disbursing Officers	1990103000		0.00	5,707.40	0.00	0.00	5,707.40	5,707.40	5,707.40	0.00	5,707.40	5,707.40						
Advances to Officers and Employees	1990104000		12,930.00	63,793.24	0.00	0.00	76,723.24	76,723.24	76,723.24	0.00	76,723.24	76,723.24						
Due to NGOs	2020105000		0.00	46,996.34	0.00	0.00	46,996.34	46,996.34	46,996.34	0.00	46,996.34	46,996.34						
Due to BIR	2020101000		298.23	0.00	0.00	0.00	298.23	298.23	298.23	0.00	298.23	298.23						
Guaranty / Security Deposits Payable	2040104000		0.00	0.00	0.00	0.00	0.00	0.00	0.00	0.00	0.00	0.00						
Investment in Stocks	1020301000		0.00	1,608,918.93	0.00	0.00	1,608,918.93	1,608,918.93	1,608,918.93	0.00	1,608,918.93	1,608,918.93						
Petty Cash Fund	1010102000		3,450.50	0.00	0.00	0.00	3,450.50	3,450.50	3,450.50	0.00	3,450.50	3,450.50						
Trust Liabilities	2040101000		0.00	8,000.00	0.00	0.00	8,000.00	8,000.00	8,000.00	0.00	8,000.00	8,000.00						
Membership Dues & Cont. to Org.	5029908000		6,596.47	2,335.67	0.00	0.00	8,932.34	8,932.34	8,932.34	0.00	8,932.34	8,932.34						
TOTAL		13,415,000.00	11,450,227.80	6,727,670.18	0.00	0.00	16,177,997.98	18,538,888.57	18,538,888.57	0.00	18,538,888.57	4,762,897.98	38%					

Prepared By: 
SHEWYL P. SORIANO
Budget Officer III/Acting Budget Officer III

Certified Correct: 
JOSHUA JADE G. CORPUS
Accountant III

Certified Correct: 
MELCHOR P. CARINO
Supervising Administrative Officer

Recommending Approval: 
JOSELITO HALLAZGO
Acting Chief Finance Division

Approved By: 
USEC. JOSEPH B. ENCABO
Chairman

Payment of tax for the period of January 1-15, 2024 (R. MARINCL) (Central Office)

Refund of excess payment (NEDAC membership fees and annual website maintenance, ICA Subscription fees) (Central Office)