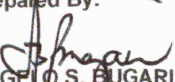



QUARTERLY PHYSICAL REPORT OF OPERATION
As of September 30, 2025


Department : Department of Trade and Industry (DTI)
 Agency/Entity : Cooperative Development Authority
 Operating Unit : Central Office
 Organization Code (UACS) : 22 008 0100000

Particulars 1	UACS CODE 2	Physical Target (Budget Year)					Physical Accomplishment (Budget Year)					Variance as of September 30, 2025 13	Remarks 14
		1st Quarter 3	2nd Quarter 4	3rd Quarter 5	4th Quarter 6	Total 7	1st Quarter 8	2nd Quarter 9	3rd Quarter 10	4th Quarter 11	Total 12		
COOPERATIVE DEVELOPMENT PROGRAM	3101000000000000												
OO : Growth and viability of cooperative enterprises improved													
Outcome Indicator(s)													
1. Number of compliant micro and small cooperatives graduating to small and medium asset size category, respectively						N/A							
Number of compliant cooperatives graduating to the next category based on asset size					416	416							
2. Number of cooperatives implementing best practices						N/A							
3. Number of cooperative business process facilitated through value chain						N/A							
Output Indicator(s)													
1. Percentage and number of registered cooperatives provided with technical assistance						N/A							
Percentage of compliant and non-compliant cooperatives provided with Technical Assistance Service (TAS)		90%	90%	90%	90%	90%	90%	115%	81%		71%		
2. Percentage of clients who rated the technical assistance or other development intervention as good or better						N/A							
Percentage of technical assistance rendered within the prescribed period and rated as Agree or Strongly Agree		90%	90%	90%	90%	90%	100%	100%	100%		100%		
3. Percentage of technical assistance or other development intervention rendered within the prescribed period						N/A							

Particulars	UACS CODE	Physical Target (Budget Year)					Physical Accomplishment (Budget Year)					Variance as of September 30, 2025	Remarks
		1st Quarter	2nd Quarter	3rd Quarter	4th Quarter	Total	1st Quarter	2nd Quarter	3rd Quarter	4th Quarter	Total		
1	2	3	4	5	6	7	8	9	10	11	12	13	14
COOPERATIVE REGULATION PROGRAM	310200000000000												
OO : Growth and viability of cooperative enterprises improved													
Outcome Indicator(s)													
1. Percentage of cooperatives compliant with laws, policies and regulations						N/A							
Percentage increase in the efficiency of the registration process					5%	5%							To be reported at year end
2. Percentage of cooperatives compliant with the agency's laws, policies, and regulations					85%	85%							To be reported at year end
Output Indicator(s)													
1. Percentage of applications for registration of cooperatives and amendments to their Articles of Cooperation and By-Laws (ACBL) upon within the prescribed period						N/A							
Percentage of applications for registration or amendment of cooperatives acted upon within the prescribed period		100%	100%	100%	100%	100%	100%	100%	100%		100%		
2. Percentage of cooperatives which rated registration/ amendment processes as good or better						N/A							
Percentage of applications for registration of cooperatives rated as Agree or Strongly Agree		90%	90%	90%	90%	90%	96%	99%	97%		97%		
3. Percentage of registered cooperatives inspected/ examined within the year		90%	90%	90%	90%	90%	50%	82%	96%		63%		
4. Percentage of non-compliant cooperatives complying with sanctions and directives						N/A							
Percentage of cooperatives complying with orders and directives monitored		60%	60%	60%	60%	60%	63%	72%	50%		36%		
5. Percentage of violations/complaints acted upon within fifteen (15) days after knowledge of violations or upon receipt of complaint						N/A							

Prepared By: 
ANGELO S. BUGARIN
 Chief, Planning and Policy Dev't Division
 Date: 10/13/25

In coordination with:

ATTY. ANALIZA L. SULPOT
 OIC, Finance Division
 Date: 10/13/25

Approved By: 
USec. ALEXANDER B. RAQUEZPO
 Chairperson
 Date: _____