

STATEMENT OF APPROPRIATIONS, ALLOCATIONS, OBLIGATIONS, DISBURSEMENTS AND BALANCES  
As of the Quarter Ending December 31, 2024

Department : Department of Trade and Industry  
Agency : Cooperative Development Authority  
Operating : Central and Extension Offices

Current Year Appropriations  
Supplemental Appropriations  
Continuing Appropriations  
FAR No. 1-Regular

X

Particulars	UACS CODE	Appropriations										Current Year Obligations										Current Year Disbursements				Balances	
		Authorized Appropriation	Adjustments (Transfer To/From, Realignment)	Adjusted Appropriations	Allocments Received	Adjustments (Withdrawal, Realignment)	Transfer From	Transfer To	Adjusted Allocments	1st Quarter Ending March 31	2nd Quarter Ending June 30	3rd Quarter Ending Sept. 30	4th Quarter Ending Dec. 31	Total	1st Quarter Ending March 31	2nd Quarter Ending June 30	3rd Quarter Ending Sept. 30	4th Quarter Ending Dec. 31	Total	Unreleased Appropriations	Unobligated Amount	Unpaid Obligations (15-50) (22-24) Due and Demandable					
		3	4	5	6	7	8	9	10-16-17-18-19	11	12	13	14	15-11-12-13-14	16	17	18	19	20-19-17-18-19	21-5-10	22-10-19	23	24				
<b>I. Agency Specific Budget</b>																											
General Administration and Support	100009100001000																										
General Management and Supervision																											
PS		127,499,000.00	2,120,943.74	127,499,000.00	1,582,445.22	1,582,445.22	1,582,445.22	(1,582,445.22)	129,019,944.74	30,770,072.22	40,117,427.80	39,277,050.99	19,226,065.25	129,019,944.74	38,515,017.96	40,570,772.50	40,570,772.50	19,670,776.03	127,243,283.01		29,288.89	2,577,393.55	-				
MOOE		71,955,000.00	(1,557,785.99)	71,955,000.00	121,843.00	(1,557,785.99)	121,843.00	(121,843.00)	70,397,214.04	27,772,526.60	18,006,312.88	18,335,923.33	6,432,192.79	70,397,214.04	16,666,396.10	22,287,932.23	16,666,396.10	9,146,942.41	67,946,642.13		1,900,958.44	546,234.27	-				
CO		178,149,000.00	-	178,149,000.00	-	-	-	-	178,149,000.00	-	-	120,000.00	25,070,000.00	25,180,000.00	-	-	-	180,000.00	310,000.00		150,969,000.00	24,880,000.00	-				
Administrative of Personnel Benefits	100009100002000																										
Support to Operations																											
PS		21,406,000.00	4,387,665.80	21,406,000.00	21,406,000.00	4,387,665.80	-	-	25,793,665.80	5,104,453.07	6,950,523.31	4,980,183.91	8,765,495.32	25,793,665.80	4,702,754.41	6,894,167.70	5,075,084.78	9,171,537.02	25,790,665.50		5,000.00	-	-				
MOOE		67,660,000.00	(4,387,665.80)	67,660,000.00	12,439,736.58	(4,387,665.80)	12,439,736.58	(12,439,736.58)	63,272,334.20	4,550,342.80	26,307,978.90	13,985,417.87	7,659,943.28	63,272,334.20	3,663,391.63	10,644,043.83	3,663,391.63	15,270,986.42	45,027,342.64		16,768,633.57	1,476,337.99	-				
CO		18,250,000.00	-	18,250,000.00	-	-	-	-	18,250,000.00	-	-	-	18,844,100.00	18,844,100.00	-	-	-	-	-	353,800.00		18,944,100.00	-				
Operations																											
MOO (TECHNICAL ADVISORY SERVICES)																											
Provision of technical assistance on cooperative development																											
PS		209,841,000.00	1,128,185.34	209,841,000.00	209,841,000.00	1,128,185.34	30,721.50	(30,721.50)	210,967,183.24	45,493,752.93	67,941,007.20	53,031,230.60	44,419,591.03	210,967,183.24	44,597,434.70	65,992,148.75	61,890,838.25	47,847,377.50	210,143,271.20		81,413.56	770,244.58	-				
MOOE		169,422,000.00	-	169,422,000.00	169,422,000.00	-	49,935,382.62	(49,935,382.62)	169,785,044.66	9,785,406.65	37,469,941.38	24,643,983.33	33,404,220.93	169,785,044.66	8,950,051.53	31,849,905.25	25,500,301.59	37,611,115.43	91,153,973.80		59,482,927.77	3,144,578.09	-				
CO		-	-	-	-	-	-	-	-	-	-	-	-	-	-	-	-	-	-		-	-	-				
LOCALLY-FUNDED PROJECTS																											
Micro and Small Consumers, Marketing, Producers and Logistics (CMPL) Cooperative Start-Up Capital Assistance																											
PS		128,000,000.00	-	128,000,000.00	128,000,000.00	-	117,988,000.00	(117,988,000.00)	128,000,000.00	603,095.12	4,709,047.29	24,000,912.76	60,819,550.77	128,000,000.00	603,095.12	4,390,598.05	16,354,678.40	37,693,902.26	56,971,671.83		28,993,987.73	40,032,240.44	-				
MOOE		-	-	-	-	-	-	-	-	-	-	-	-	-	-	-	-	-	-		-	-	-				
CO		-	-	-	-	-	-	-	-	-	-	-	-	-	-	-	-	-	-		-	-	-				
Capacity Enhancement of Micro Agriculture Cooperatives through Cooperative Development Project																											
PS		33,354,000.00	1,221,182.89	33,354,000.00	33,354,000.00	1,221,182.89	1,248,657.80	(24,328.80)	34,575,182.89	9,445,884.08	8,797,473.18	5,779,851.68	10,577,912.93	34,575,182.89	9,379,833.07	9,687,628.68	5,859,699.59	9,956,089.58	33,859,433.13		14,070.85	667,683.70	-				
MOOE		5,228,000.00	-	5,228,000.00	5,228,000.00	-	30,551.00	(30,551.00)	4,611,138.12	4,611,138.12	1,029,716.91	747,004.03	1,837,020.78	4,322,042.69	558,884.82	1,065,273.28	686,531.63	2,987,003.87	4,327,596.72		299,693.43	4,245.97	-				
CO		-	-	-	-	-	-	-	-	-	-	-	-	-	-	-	-	-	-		-	-	-				
Sub-Total, Locally-Funded Project																											
PS		332,000,000.00	-	332,000,000.00	332,000,000.00	-	321,988,000.00	(321,988,000.00)	332,000,000.00	603,095.12	4,709,047.29	15,015,012.79	142,571,493.77	332,000,000.00	603,095.12	4,390,598.05	16,354,678.40	37,693,902.26	56,971,671.83		28,993,987.73	40,032,240.44	-				
MOOE		-	-	-	-	-	-	-	-	-	-	-	-	-	-	-	-	-	-		-	-	-				
CO		-	-	-	-	-	-	-	-	-	-	-	-	-	-	-	-	-	-		-	-	-				
INFO-2-REGULATION OF COOPERATIVES																											
Registration of Cooperatives																											
PS		33,354,000.00	1,221,182.89	33,354,000.00	33,354,000.00	1,221,182.89	1,248,657.80	(24,328.80)	34,575,182.89	9,445,884.08	8,797,473.18	5,779,851.68	10,577,912.93	34,575,182.89	9,379,833.07	9,687,628.68	5,859,699.59	9,956,089.58	33,859,433.13		14,070.85	667,683.70	-				
MOOE		5,228,000.00	-	5,228,000.00	5,228,000.00	-	30,551.00	(30,551.00)	4,611,138.12	4,611,138.12	1,029,716.91	747,004.03	1,837,020.78	4,322,042.69	558,884.82	1,065,273.28	686,531.63	2,987,003.87	4,327,596.72		299,693.43	4,245.97	-				
CO		-	-	-	-	-	-	-	-	-	-	-	-	-	-	-	-	-	-		-	-	-				
Regulation of cooperatives formulation of guidelines rules and regulations																											
PS		34,264,000.00	10,035,386.03	34,264,000.00	34,264,000.00	10,035,386.03	375,000.00	(999,328.80)	44,299,386.03	9,582,238.34	9,283,823.08	9,224,819.10	47,028,164.22	44,097,640.74	9,591,993.72	9,081,777.72	7,458,355.46	15,727,011.60	47,640,138.50		201,727.29	2,246,502.24	-				
MOOE		54,997,000.00	(12,159,686.83)	54,997,000.00	54,997,000.00	(12,159,686.83)	4,204,330.00	(3,704,330.00)	42,837,303.17	3,483,393.46	9,678,762.47	9,216,043.97	12,373,230.55	35,031,451.45	3,239,488.29	9,838,672.28	9,214,900.08	10,421,918.52	32,712,918.52		7,685,451.72	2,316,532.93	-				
CO		-	-	-	-	-	-	-	-	-	-	-	-	-	-	-	-	-	-		-	-	-				
Investigation hearing of cases and legal action																											
PS		15,475,000.00	398,590.19	15,475,000.00	15,475,000.00	398,590.19	-	-	15,873,590.19	4,188,280.64	5,402,676.35	2,570,271.78	3,603,846.66	15,765,084.66	4,079,884.50	5,443,941.51	2,612,081.55	3,512,188.42	15,646,875.78		168,565.33	116,800.00	-				
MOOE		3,105,000.00	(398,590.19)	3,105,000.00	3,105,000.00	(398,590.19)	5,000.00	(5,000.00)	2,706,409.81	1,121,169.24	648,187.64	423,597.31	447,242.83	2,646,188.02	902,524.16	835,229.84	264,983.51	485,938.76	2,499,596.07		69,233.79	161,599.55	-				
CO		-	-	-	-	-	-	-	-	-	-	-	-	-	-	-	-	-	-		-	-	-				
Sub-Total, Agency Specific Budget																											
PS		444,635,000.00	18,726,765.00	444,635,000.00	444,635,000.00	18,726,765.00	3,217,224.32	(3,217,224.32)	463,351,780.00	104,664,676.28	139,408,091.71	100,190,519.24	100,190,519.24	463,351,780.00	101,203,491.09	136,670,535.07	111,017,489.22	107,537,930.14	459,329,004.52		440,183.79	6,972,009.75	-				
MOOE		895,397,000.00	(18,726,765.00)	895,397,000.00	895,397,000.00	(18,726,765.00)	3,881,654.80	(3,881,654.80)	878,640,320.00	67,840,320.00	222,885,872.45	204,732,320.89	204,732,320.89	561,286,376.55	57,286,376.55	37,767,152.14	165,132,778.59	220,184,995.42	504,235,771.91		115,433,808.45	56,970,821.84	-				
CO		193,409,000.00	-	193,409,000.00	193,409,000.00	-	-	-	193,409,000.00	-	-	-	44,014,100.00	44,014,100.00	-	-	-	-	190,000.00	310,000.00		151,274,900.00	43,824,100.00	-			


STATEMENT OF APPROPRIATIONS, ALLOTMENTS, OBLIGATIONS, DISBURSEMENTS AND BALANCES  
As of the Quarter Ending December 31, 2024


Department : Department of Trade and Industry  
Agency : Cooperative Development Authority  
Operating : Central and Extension Offices

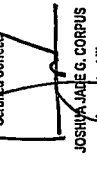
Current Year Appropriations  
Supplemental Appropriations  
Continuing Appropriations


FAR No. 1-Regular


Particulars	UACS CODE	Appropriations							Current Year Obligations							Current Year Disbursements							Balances			
		Authorized Appropriation	Adjusted Appropriations (To)/From, Realignment	Adjustments (Withdrawal, Realignment)	Transfer From	Transfer To	Adjusted Allotments	1st Quarter Ending March 31	2nd Quarter Ending June 30	3rd Quarter Ending Sept 30	4th Quarter Ending Dec 31	Total	1st Quarter Ending March 31	2nd Quarter Ending June 30	3rd Quarter Ending Sept 30	4th Quarter Ending Dec 31	Total	Unreleased Appropriations	Unobligated Allotment	Unpaid Obligations (1520)-(2524) Due and Demandable	Not Yet Due and Demandable					
II. Automatic Appropriations																										
RIIP																										
Sub-Total, Automatic Appropriations	1 04 102	40,852,000.00	5,482,150.00	5,482,150.00	2,250,040.88	(2,250,040.88)	46,334,150.00	10,412,316.73	11,424,051.62	11,684,828.98	12,414,605.74	45,915,783.05	10,066,303.42	11,700,128.97	11,148,113.40	12,093,914.03	45,068,857.82	-	418,368.55	847,125.23	-	-	418,368.55	847,125.23	-	
III. Special Purpose Fund (Please specify)																										
MPGF-PS	1 01 408	40,852,000.00	5,482,150.00	5,482,150.00	2,250,040.88	(2,250,040.88)	46,334,150.00	10,412,316.73	11,424,051.62	11,684,828.98	12,414,605.74	45,915,783.05	10,066,303.42	11,700,128.97	11,148,113.40	12,093,914.03	45,068,857.82	-	418,368.55	847,125.23	-	-	418,368.55	847,125.23	-	
Performance Based Bonus																										
PENSION GRATUITY FUND (PGF)	1 01 407	-	97,358,698.00	97,358,698.00	33,873,249.70	(33,873,249.70)	97,358,698.00	3,688,708.84	17,500,888.83	14,958,897.00	8,145,335.48	97,209,852.93	3,478,309.42	17,474,570.24	14,356,032.01	50,807,039.29	94,274,468.98	-	75,843.05	3,059,303.89	-	-	75,843.05	3,059,303.89	-	
Terminal Leave Benefits																										
Unprogrammed Appropriation																										
Unprogrammed Appropriation - For																										
Unprogrammed Appropriation - Pension																										
and Gratuity Fund	1 1 05 483	-	15,837,390.00	15,837,390.00	12,242,214.50	(12,242,214.50)	15,837,390.00	3,688,708.84	15,494,918.33	290,519.81	91,653.39	15,837,091.53	3,478,308.42	15,422,814.85	322,823.20	81,108.86	15,828,543.00	-	298.47	10,246.53	-	-	298.47	10,246.53	-	
Sub-Total, Special Purpose Fund																										
PS																										
GRAND TOTAL		1,376,483,000.00	102,838,848.00	102,838,848.00	433,055,364.08	(433,055,364.08)	1,476,321,648.00	168,709,933.39	253,177,087.63	363,311,415.45	428,489,531.15	1,211,675,743.81	152,513,815.07	247,056,470.04	301,724,412.22	398,873,977.88	1,100,168,330.20	-	267,642,102.18	113,101,810.81	-	-	267,642,102.18	113,101,810.81	-	
PS		485,707,000.00	121,565,844.00	121,565,844.00	44,440,514.88	(44,440,514.88)	607,272,644.00	118,165,689.85	161,597,101.86	140,864,898.00	179,750,510.46	608,339,250.26	114,746,862.93	165,965,232.26	183,471,833.83	178,489,282.46	585,822,811.29	-	934,853.74	18,715,488.87	-	-	934,853.74	18,715,488.87	-	
MOOE		693,887,000.00	678,640,202.00	678,640,202.00	388,654,849.20	(388,654,849.20)	678,640,202.00	47,844,234.54	85,849,985.87	224,686,872.45	204,725,320.89	591,206,393.85	37,787,521.14	81,815,242.78	165,192,778.29	220,184,695.42	504,233,771.91	-	115,433,808.45	56,970,621.84	-	-	115,433,808.45	56,970,621.84	-	
CD		193,409,000.00	-	-	-	-	193,409,000.00	-	-	120,000.00	44,014,190.00	44,134,190.00	-	-	120,000.00	190,000.00	310,000.00	-	151,274,909.00	48,824,100.00	-	-	151,274,909.00	48,824,100.00	-	
Reconciliation by WFO:																										
WFO 1		516,686,000.00	0.00	0.00	55,829,842.72	(55,829,842.72)	516,686,000.00	85,778,415.01	134,191,610.00	108,895,801.80	123,689,833.33	448,618,651.24	81,289,522.59	132,734,168.52	103,453,614.48	421,716,048.13	439,196,549.72	-	68,968,888.27	8,422,111.62	-	-	68,968,888.27	8,422,111.62	-	
WFO 2		370,269,000.00	1,900,000.00	1,900,000.00	49,886,164.12	(49,886,164.12)	371,853,000.00	53,295,158.98	99,419,948.78	79,985,219.93	71,823,611.98	312,185,193.63	53,347,888.23	97,781,652.00	77,389,159.84	79,975,482.93	308,274,191.00	-	59,873,863.35	3,914,942.85	-	-	59,873,863.35	3,914,942.85	-	
WFO 2		148,423,000.00	148,423,000.00	148,423,000.00	-	-	148,423,000.00	28,519,257.03	34,780,661.32	27,281,367.87	45,868,021.37	118,427,527.99	27,742,338.36	34,952,514.32	26,094,454.64	42,740,533.20	139,920,158.72	-	8,055,472.42	5,597,288.87	-	-	8,055,472.42	5,597,288.87	-	

Prepared By:   
SHEYL P. SORIANO  
Administrative Officer IV

Certified Correct:   
DIVINE MANTHE BICANO  
Administrative Officer V

Certified Correct:   
JOSHYA JAE G. CORPUS  
Accountant III

Recommending Approval:   
MEGCAMP. CARILLO  
QC, Finance Division

Approved By:   
ASIC. FRACK E. PANDULLO  
Dir. Chairperson