



STATEMENT OF APPROPRIATIONS, ALLOTMENTS, OBLIGATIONS, DISBURSEMENTS AND BALANCES  
As of the Quarter Ending March 31, 2024

Department : Department of Trade and Industry  
Agency : Cooperative Development Authority  
Operating : Central and Extension Offices

Current Year Appropriations  
Supplemental Appropriations  
Continuing Appropriations  
FAR No. 1-Regular


Particulars	UACS CODE	Current Year Obligations										Current Year Disbursements				Balance						
		3	4	5	7	8	9	10	11	12	13	14	15	16	17	18	19	20	21	22	23	24
PS		40,852,000.00	-	40,852,000.00	-	-	-	10,412,316.73	-	-	-	-	-	-	-	-	-	10,086,503.42	-	30,439,683.27	345,813.31	-
III. Special Purpose Fund (Phase Specific)		-	3,668,710.00	-	3,668,710.00	-	-	3,668,706.84	-	-	-	-	-	-	-	-	-	3,476,308.42	-	3,16	192,398.42	-
PENSION GRATUITY FUND (PGF)	1 01 407	-	3,668,710.00	-	3,668,710.00	-	-	3,668,706.84	-	-	-	-	-	-	-	-	-	3,476,308.42	-	3,16	192,398.42	-
Terminal Leave Benefits		-	3,668,710.00	-	3,668,710.00	-	-	3,668,706.84	-	-	-	-	-	-	-	-	-	3,476,308.42	-	3,16	192,398.42	-
Sub-Total, Special Purpose Fund		-	3,668,710.00	-	3,668,710.00	-	-	3,668,706.84	-	-	-	-	-	-	-	-	-	3,476,308.42	-	3,16	192,398.42	-
GRAND TOTAL		1,375,483,000.00	3,668,710.00	1,380,151,710.00	1,378,483,000.00	3,668,710.00	53,811,059.20	1,380,151,710.00	168,709,933.39	186,709,933.39	192,513,815.07	152,513,815.07	152,513,815.07	152,513,815.07	152,513,815.07	152,513,815.07	152,513,815.07	1,213,441,776.61	14,196,118.32	1,213,441,776.61	14,196,118.32	-
PS		485,707,000.00	3,668,710.00	489,375,710.00	485,707,000.00	3,668,710.00	-	489,375,710.00	118,750,698.85	118,750,698.85	114,731,662.93	114,731,662.93	114,731,662.93	114,731,662.93	114,731,662.93	114,731,662.93	114,731,662.93	370,625,011.15	4,019,025.92	374,644,037.07	1,711,212.73	-
MOOE		695,367,000.00	-	695,367,000.00	695,367,000.00	-	53,811,059.20	695,367,000.00	47,599,234.54	47,599,234.54	37,782,152.14	37,782,152.14	37,782,152.14	37,782,152.14	37,782,152.14	37,782,152.14	37,782,152.14	647,407,765.46	16,177,062.40	663,584,827.86	-	-
CO		195,409,000.00	-	195,409,000.00	195,409,000.00	-	36,938,112.00	195,409,000.00	83,793,660.13	83,793,660.13	81,305,766.71	81,305,766.71	81,305,766.71	81,305,766.71	81,305,766.71	81,305,766.71	81,305,766.71	432,892,339.87	2,487,893.42	435,379,233.29	-	-
Recapitulation by MFO:		370,263,000.00	-	370,263,000.00	370,263,000.00	-	36,861,912.00	370,263,000.00	55,274,403.10	55,274,403.10	53,593,130.35	53,593,130.35	53,593,130.35	53,593,130.35	53,593,130.35	53,593,130.35	53,593,130.35	314,988,566.90	1,711,212.73	316,699,779.63	-	-
MFO 1		146,423,000.00	-	146,423,000.00	146,423,000.00	-	96,600.00	146,423,000.00	28,519,257.03	28,519,257.03	27,742,636.36	27,742,636.36	27,742,636.36	27,742,636.36	27,742,636.36	27,742,636.36	27,742,636.36	117,903,742.97	776,520.67	118,680,263.64	-	-
MFO 2		-	-	-	-	-	-	-	-	-	-	-	-	-	-	-	-	-	-	-	-	-

Prepared By:   
SHERYL P. SORIANO  
Budget Officer II/Acting Budget Officer III

Certified Correct:   
JOSHUA WADE G. CORPUS  
Accountant III

Certified Correct:   
MECAELA P. CARINO  
Supervising Administrative Officer

Recommending Approval:   
JOSE LUIS O. HALLAZGO  
Acting Chief, Finance Division

Approved By:   
JOSE JOSEPH B. ENCINO  
Chairman