


SUMMARY OF APPROPRIATIONS, ALLOTMENTS, OBLIGATIONS, DISBURSEMENTS AND BALANCES BY OBJECT OF EXPENDITURES
As of the Quarter Ending December 31, 2024


Department : Department of Trade and Industry
Agency : Cooperative Development Authority
Operating Unit : Central and Extension Offices

Current Year Appropriations
 Supplemental Appropriations
 Continuing Appropriations

FAR No. 1-A-Continuing


Particulars	IACS CODE	Appropriations				Allotments				Current Year Obligations				Current Year Disbursements				Balances					
		Authorized Appropriation	Adjustments (Transfer From, Realignment)	Adjusted Appropriations	Adjustments (Withdrawal, Realignment)	Transfer To	Transfer From	Adjusted Total	1st Quarter Ending March 31	2nd Quarter Ending June 30	3rd Quarter Ending Sept. 30	4th Quarter Ending Dec. 31	Total	1st Quarter Ending March 31	2nd Quarter Ending June 30	3rd Quarter Ending Sept. 30	4th Quarter Ending Dec. 31	Total	Unreleased Appropriations	Unobligated Amount	Unpaid Obligations (1520) = (2324) Due and Demandable	Not Yet Due and Demandable	
1	2	3	4	5=(3+4)	6	7	8	9	10=(8+9)	11	12	13	14	15=(11+12+13)	16	17	18	19	20=(16+17+18+19)	21=(5-10)	22=(4-15)	23	24
C. SPECIAL PURPOSE FUNDS		-	3,984,161.13	3,984,161.13	-	3,984,161.13	(117,600.00)	117,600.00	3,984,161.13	43,000.00	476,331.02	1,726,214.99	814,609.38	3,060,355.39	43,000.00	23,355.02	593,295.12	2,384,280.71	3,023,900.85	-	923,803.74	36,454.54	-
Contingency Fund		-	3,984,161.13	3,984,161.13	-	3,984,161.13	(117,600.00)	117,600.00	3,984,161.13	43,000.00	476,331.02	1,726,214.99	814,609.38	3,060,355.39	43,000.00	23,355.02	593,295.12	2,384,280.71	3,023,900.85	-	923,803.74	36,454.54	-
MOOE		-	3,126,556.13	3,126,556.13	-	3,126,556.13	(117,600.00)	117,600.00	3,126,556.13	3,005.00	476,331.02	1,726,214.99	574,810.36	2,780,351.29	3,005.00	23,355.02	593,295.12	2,124,261.71	2,743,966.85	-	346,194.74	36,454.54	-
Capital Outlay		-	857,605.00	857,605.00	-	857,605.00	-	-	857,605.00	39,995.00	-	-	239,999.00	279,994.00	39,995.00	-	-	239,999.00	279,994.00	-	577,511.00	-	-
CAPITAL OUTLAY		-	16,800.00	16,800.00	-	16,800.00	-	16,800.00	16,800.00	-	-	-	-	-	-	-	-	-	-	-	16,800.00	-	-
Office Equipment		-	16,800.00	16,800.00	-	16,800.00	-	16,800.00	16,800.00	-	-	-	-	-	-	-	-	-	-	-	16,800.00	-	-
GRAND TOTAL		-	7,600,465.51	7,600,465.51	-	7,600,465.51	(117,600.00)	117,600.00	7,600,465.51	755,600.96	710,596.45	2,290,420.54	2,842,719.41	6,593,397.26	731,239.61	148,277.64	1,251,254.83	4,392,770.74	6,522,942.92	-	1,041,068.15	36,454.54	-

Prepared By: 
STEPHEN P. SORIANO
Administrative Officer IV

Certified Correct: 
DIVINE THOMAS E. ELCAÑO
Administrative Officer IV

Certified Correct: 
JOSHUA JADE G. CORPUS
Accountant III

Recommending Approval: 
MEL CHONG P. CARIÑO
OIC, Finance Division

Approved By: 
ASECA MYRELA B. PARADILLO
PIC Chairperson