

MONTHLY REPORT OF DISBURSEMENTS  
As of December 31, 2024

Department : Department of Trade and Industry  
Agency : COOPERATIVE DEVELOPMENT AUTHORITY  
Operating Unit : Central and Extension Offices

| PARTICULARS                                     | PS             | MOOE          | CO | TOTAL | PRIOR YEARS' ACCOUNTS PAYABLE |              | CURRENT YEAR'S ACCOUNTS PAYABLE |    | TOTAL          | SUB-TOTAL      | PS            | MOOE | CO               | SUB-TOTAL     | TOTAL          | SUB-TOTAL      | GRAND TOTAL    |               |                  |                | Remarks |
|-------------------------------------------------|----------------|---------------|----|-------|-------------------------------|--------------|---------------------------------|----|----------------|----------------|---------------|------|------------------|---------------|----------------|----------------|----------------|---------------|------------------|----------------|---------|
|                                                 |                |               |    |       | PS                            | MOOE         | CO                              | PS |                |                |               |      |                  |               |                |                | MOOE           | CO            | PS               | MOOE           |         |
| 1st QUARTER                                     | 1              | 2             | 3  | 5     | 6-(2+3+4+5)                   | 7            | 8                               | 10 | 11-(7+8+9+10)  | 12             | 13            | 15   | 16-(12+13+14+15) | 17-(11+16)    | 18-(16+17)     | 23             | 24             | 26            | 27-(23+24+25+26) | 28             |         |
| January                                         |                |               |    |       |                               |              |                                 |    |                |                |               |      |                  |               |                |                |                |               |                  |                |         |
| Notice of Cash Allocation                       | 4,892,891.17   | 1,337,194.10  | -  | -     | 6,020,085.87                  | 734,171.81   | 655,334.86                      | -  | 1,389,506.67   | 1,389,506.67   | 439,443.54    | -    | -                | 439,443.54    | 1,828,950.21   | 7,859,038.08   | 5,427,053.66   | 2,431,972.50  | 1,311,939.29     | 7,859,038.08   |         |
| MDS Checks Iss.                                 | 22,112,504.75  | 2,746,420.73  | -  | -     | 24,858,925.48                 | 8,591,217.87 | 3,975,193.84                    | -  | 12,566,227.72  | 12,566,227.72  | 43,845.51     | -    | -                | 43,845.51     | 12,566,227.72  | 37,445,188.22  | 30,673,782.42  | 5,655,405.80  | 2,488,000.00     | 37,445,188.22  |         |
| Advice to Debit Account                         | 2,382,438.87   | 89,340.02     | -  | -     | 2,471,778.89                  | 334,221.31   | 351,694.13                      | -  | 685,912.44     | 685,912.44     | 2,000.00      | -    | -                | 2,000.00      | 2,471,778.89   | 2,088,092.20   | 2,382,438.87   | 425,564.02    | 2,382,438.87     | 2,471,778.89   |         |
| Tax Remittance Advices Issued                   | 23,077,824.79  | 4,621,974.87  | -  | -     | 27,700,000.00                 | 9,699,611.01 | 4,327,188.99                    | -  | 14,026,799.99  | 14,026,799.99  | 4,820,000.00  | -    | -                | 4,820,000.00  | 27,700,000.00  | 28,846,791.99  | 27,700,000.00  | 9,447,564.02  | 7,264,938.89     | 28,846,791.99  |         |
| Total, January                                  | 23,077,824.79  | 4,621,974.87  | -  | -     | 27,700,000.00                 | 9,699,611.01 | 4,327,188.99                    | -  | 14,026,799.99  | 14,026,799.99  | 4,820,000.00  | -    | -                | 4,820,000.00  | 27,700,000.00  | 28,846,791.99  | 27,700,000.00  | 9,447,564.02  | 7,264,938.89     | 28,846,791.99  |         |
| February                                        |                |               |    |       |                               |              |                                 |    |                |                |               |      |                  |               |                |                |                |               |                  |                |         |
| Notice of Cash Allocation                       | 7,882,342.87   | 5,099,730.38  | -  | -     | 12,982,073.65                 | 5,458.46     | 133,697.35                      | -  | 5,595,771.46   | 5,595,771.46   | 145,391.41    | -    | -                | 145,391.41    | 5,741,162.87   | 13,110,372.68  | 7,697,801.43   | 5,394,719.14  | 1,311,939.29     | 13,110,372.68  |         |
| MDS Checks Iss.                                 | 31,655,403.53  | 8,330,291.41  | -  | -     | 39,985,694.94                 | 2,076,069.20 | 4,419,167.76                    | -  | 25,566,531.74  | 25,566,531.74  | 44,995.75     | -    | -                | 44,995.75     | 39,985,694.94  | 47,818,757.44  | 33,735,542.90  | 14,723,653.81 | 12,877,344.92    | 47,818,757.44  |         |
| Advice to Debit Account                         | 2,407,283.74   | 320,391.05    | -  | -     | 2,727,674.79                  | 3,000.00     | 351,694.13                      | -  | 3,359,368.92   | 3,359,368.92   | 2,142.29      | -    | -                | 2,142.29      | 2,727,674.79   | 2,407,283.74   | 2,407,283.74   | 882,073.43    | 2,407,283.74     | 2,727,674.79   |         |
| Tax Remittance Advices Issued                   | 41,753,074.94  | 13,723,920.85 | -  | -     | 55,476,995.79                 | 2,081,528.16 | 4,920,449.24                    | -  | 26,778,977.19  | 26,778,977.19  | 189,787.16    | -    | -                | 189,787.16    | 55,476,995.79  | 64,694,877.35  | 43,834,543.10  | 18,834,139.25 | 1,455,195.00     | 64,694,877.35  |         |
| Total, February                                 | 41,753,074.94  | 13,723,920.85 | -  | -     | 55,476,995.79                 | 2,081,528.16 | 4,920,449.24                    | -  | 26,778,977.19  | 26,778,977.19  | 189,787.16    | -    | -                | 189,787.16    | 55,476,995.79  | 64,694,877.35  | 43,834,543.10  | 18,834,139.25 | 1,455,195.00     | 64,694,877.35  |         |
| March                                           |                |               |    |       |                               |              |                                 |    |                |                |               |      |                  |               |                |                |                |               |                  |                |         |
| Notice of Cash Allocation                       | 7,943,916.87   | 5,873,565.03  | -  | -     | 13,817,481.90                 | 40,160.00    | 180,426.47                      | -  | 14,038,068.37  | 14,038,068.37  | 47,639.10     | -    | -                | 47,639.10     | 14,085,707.47  | 14,038,068.37  | 7,943,916.87   | 6,071,629.80  | 14,038,068.37    | 14,038,068.37  |         |
| MDS Checks Iss.                                 | 33,470,881.48  | 13,380,854.13 | -  | -     | 46,851,735.61                 | 2,084,391.42 | 1,272,813.82                    | -  | 48,128,939.81  | 48,128,939.81  | 69,985.66     | -    | -                | 69,985.66     | 46,851,735.61  | 50,278,699.51  | 35,555,242.90  | 14,723,653.81 | 14,723,653.81    | 50,278,699.51  |         |
| Advice to Debit Account                         | 2,408,666.50   | 630,192.61    | -  | -     | 3,038,859.11                  | 48,889.81    | 48,889.81                       | -  | 3,527,748.92   | 3,527,748.92   | 46,889.81     | -    | -                | 46,889.81     | 3,038,859.11   | 3,083,749.42   | 2,408,666.50   | 677,082.62    | 3,083,749.42     | 3,038,859.11   |         |
| Tax Remittance Advices Issued                   | 14,742,345.53  | 19,884,811.77 | -  | -     | 34,627,157.30                 | 2,324,551.42 | 1,500,100.20                    | -  | 36,451,808.92  | 36,451,808.92  | 87,623.76     | -    | -                | 87,623.76     | 34,627,157.30  | 37,418,322.40  | 45,945,986.67  | 24,472,335.73 | 4,929,420.51     | 37,418,322.40  |         |
| Total, March                                    | 14,742,345.53  | 19,884,811.77 | -  | -     | 34,627,157.30                 | 2,324,551.42 | 1,500,100.20                    | -  | 36,451,808.92  | 36,451,808.92  | 87,623.76     | -    | -                | 87,623.76     | 34,627,157.30  | 37,418,322.40  | 45,945,986.67  | 24,472,335.73 | 4,929,420.51     | 37,418,322.40  |         |
| 2nd QUARTER                                     | 14,742,345.53  | 19,884,811.77 | -  | -     | 34,627,157.30                 | 2,324,551.42 | 1,500,100.20                    | -  | 36,451,808.92  | 36,451,808.92  | 87,623.76     | -    | -                | 87,623.76     | 34,627,157.30  | 37,418,322.40  | 45,945,986.67  | 24,472,335.73 | 4,929,420.51     | 37,418,322.40  |         |
| April                                           |                |               |    |       |                               |              |                                 |    |                |                |               |      |                  |               |                |                |                |               |                  |                |         |
| Notice of Cash Allocation                       | 6,323,240.46   | 5,718,402.60  | -  | -     | 12,041,643.06                 | 92,639.79    | 63,879.95                       | -  | 12,105,522.80  | 12,105,522.80  | (64,788.41)   | -    | -                | (64,788.41)   | 12,041,643.06  | 12,130,311.21  | 6,416,802.26   | 5,717,494.14  | 12,130,311.21    | 12,041,643.06  |         |
| MDS Checks Iss.                                 | 25,790,733.04  | 14,477,052.50 | -  | -     | 40,267,785.54                 | 3,300.54     | 1,639,357.21                    | -  | 41,907,142.75  | 41,907,142.75  | 10,804.89     | -    | -                | 10,804.89     | 40,267,785.54  | 42,007,293.18  | 25,830,683.58  | 16,726,744.90 | 699,333.89       | 42,007,293.18  |         |
| Advice to Debit Account                         | 2,389,012.42   | 910,610.30    | -  | -     | 2,999,622.72                  | 2,899.62     | 98,751.17                       | -  | 3,098,373.89   | 3,098,373.89   | 2,999,622.72  | -    | -                | 2,999,622.72  | 2,999,622.72   | 2,999,622.72   | 2,389,012.42   | 1,600.00      | 2,999,622.72     | 2,999,622.72   |         |
| Tax Remittance Advices Issued                   | 1,600.00       | 1,600.00      | -  | -     | 3,200.00                      | 1,600.00     | 98,751.17                       | -  | 3,781.17       | 3,781.17       | 1,600.00      | -    | -                | 1,600.00      | 3,200.00       | 3,781.17       | 1,600.00       | 1,600.00      | 3,781.17         | 3,200.00       |         |
| Others (COT, Docs Stamp, etc.) cancelled checks | 34,935,035.92  | 20,707,222.40 | -  | -     | 55,642,258.32                 | 133,940.33   | 1,800,988.33                    | -  | 57,449,246.65  | 57,449,246.65  | (63,983.52)   | -    | -                | (63,983.52)   | 55,642,258.32  | 57,449,246.65  | 34,935,035.92  | 22,484,230.21 | 1,600.00         | 57,449,246.65  |         |
| Total, April                                    | 34,935,035.92  | 20,707,222.40 | -  | -     | 55,642,258.32                 | 133,940.33   | 1,800,988.33                    | -  | 57,449,246.65  | 57,449,246.65  | (63,983.52)   | -    | -                | (63,983.52)   | 55,642,258.32  | 57,449,246.65  | 34,935,035.92  | 22,484,230.21 | 1,600.00         | 57,449,246.65  |         |
| May                                             |                |               |    |       |                               |              |                                 |    |                |                |               |      |                  |               |                |                |                |               |                  |                |         |
| Notice of Cash Allocation                       | 12,129,669.03  | 18,993,132.29 | -  | -     | 31,122,801.32                 | 48,870.10    | 8,870.10                        | -  | 40,000,771.42  | 40,000,771.42  | 111,483.13    | -    | -                | 111,483.13    | 31,122,801.32  | 31,234,254.55  | 12,129,669.03  | 15,453,165.82 | 15,453,165.82    | 31,234,254.55  |         |
| MDS Checks Iss.                                 | 69,331,235.43  | 8,091,716.82  | -  | -     | 77,422,952.25                 | 20,668.44    | 17,332.06                       | -  | 94,754,984.31  | 94,754,984.31  | 3,743.96      | -    | -                | 3,743.96      | 77,422,952.25  | 77,484,746.17  | 69,331,235.43  | 8,122,882.84  | 8,122,882.84     | 77,484,746.17  |         |
| Advice to Debit Account                         | 4,020,655.50   | 888,068.72    | -  | -     | 4,908,724.22                  | 6,800.97     | 6,800.97                        | -  | 4,915,525.19   | 4,915,525.19   | 637.87        | -    | -                | 637.87        | 4,908,724.22   | 4,915,525.19   | 4,020,655.50   | 888,068.72    | 4,915,525.19     | 4,908,724.22   |         |
| Tax Remittance Advices Issued                   | 85,906,959.56  | 27,707,918.83 | -  | -     | 113,614,878.39                | 20,668.44    | 73,143.13                       | -  | 136,758,021.52 | 136,758,021.52 | 115,538.96    | -    | -                | 115,538.96    | 113,614,878.39 | 113,677,236.32 | 85,906,959.56  | 28,197,997.92 | 113,677,236.32   | 113,677,236.32 |         |
| Total, May                                      | 85,906,959.56  | 27,707,918.83 | -  | -     | 113,614,878.39                | 20,668.44    | 73,143.13                       | -  | 136,758,021.52 | 136,758,021.52 | 115,538.96    | -    | -                | 115,538.96    | 113,614,878.39 | 113,677,236.32 | 85,906,959.56  | 28,197,997.92 | 113,677,236.32   | 113,677,236.32 |         |
| June                                            |                |               |    |       |                               |              |                                 |    |                |                |               |      |                  |               |                |                |                |               |                  |                |         |
| Notice of Cash Allocation                       | 8,397,995.03   | 20,998,919.21 | -  | -     | 29,396,914.24                 | -            | -                               | -  | 29,396,914.24  | 29,396,914.24  | 13,668.84     | -    | -                | 13,668.84     | 29,396,914.24  | 29,380,436.08  | 8,397,995.03   | 20,982,588.05 | 20,982,588.05    | 29,380,436.08  |         |
| MDS Checks Iss.                                 | 35,115,004.14  | 10,387,027.33 | -  | -     | 45,502,031.47                 | -            | -                               | -  | 45,502,031.47  | 45,502,031.47  | 1,998.00      | -    | -                | 1,998.00      | 45,502,031.47  | 46,802,266.55  | 35,115,004.14  | 11,489,246.55 | 11,489,246.55    | 46,802,266.55  |         |
| Advice to Debit Account                         | 2,435,949.24   | 902,306.45    | -  | -     | 3,338,255.69                  | -            | -                               | -  | 3,338,255.69   | 3,338,255.69   | 3,398.10      | -    | -                | 3,398.10      | 3,338,255.69   | 3,398,100.40   | 2,435,949.24   | 928,718.89    | 3,398,100.40     | 3,338,255.69   |         |
| Tax Remittance Advices Issued                   | 110,023.81     | (78,765.63)   | -  | -     | 31,258.18                     | -            | -                               | -  | 31,258.18      | 31,258.18      | (78,765.63)   | -    | -                | (78,765.63)   | 31,258.18      | 31,258.18      | 110,023.81     | (78,765.63)   | 31,258.18        | 31,258.18      |         |
| Others (COT, Docs Stamp, etc.) cancelled checks | 45,935,841.57  | 32,431,468.35 | -  | -     | 78,367,309.92                 | -            | -                               | -  | 78,367,309.92  | 78,367,309.92  | 13,879,292.41 | -    | -                | 13,879,292.41 | 78,367,309.92  | 92,246,602.33  | 45,935,841.57  | 33,077,288.82 | 33,077,288.82    | 92,246,602.33  |         |
| Total, June                                     | 165,946,667.45 | 81,109,650.69 | -  | -     | 247,056,318.14                | 152,608.77   | 2,834,514.08                    | -  | 300,995,000.00 | 300,995,000.00 | 15,268.84     | -    | -                | 15,268.84     | 247,056,318.14 | 263,171,518.17 | 165,946,667.45 | 84,021,065.95 | 84,021,065.95    | 263,171,518.17 |         |
| 3rd QUARTER                                     | 165,946,667.45 | 81,109,650.69 | -  | -     | 247,056,318.14                | 152,608.77   | 2,834,514.08                    | -  | 300,995,000.00 | 300,995,000.00 | 15,268.84     | -    | -                | 15,268.84     | 247,056,318.14 | 263,171,518.17 | 165,946,667.45 | 84,021,065.95 | 84,021,065.95    | 263,171,518.17 |         |
| July                                            |                |               |    |       |                               |              |                                 |    |                |                |               |      |                  |               |                |                |                |               |                  |                |         |
| Notice of Cash Allocation                       | 5,897,064.16   | 17,806,248.26 | -  | -     | 23,693,802.42                 | -            | -                               | -  |                |                |               |      |                  |               |                |                |                |               |                  |                |         |

MONTHLY REPORT OF DISBURSEMENTS  
As of December 31, 2024

Department : Department of Trade and Industry  
Agency : COOPERATIVE DEVELOPMENT AUTHORITY  
Operating Unit : Central and Extension Offices

| PARTICULARS                   | CURRENT YEAR BUDGET |                |    |                  |   | PRIOR YEARS ACCOUNTS PAYABLE |      |                |           |              | CURRENT YEAR'S ACCOUNTS PAYABLE |                  |              |              |                  | GRAND TOTAL    |      |                  |       |  | REMARKS |
|-------------------------------|---------------------|----------------|----|------------------|---|------------------------------|------|----------------|-----------|--------------|---------------------------------|------------------|--------------|--------------|------------------|----------------|------|------------------|-------|--|---------|
|                               | PS                  | MOOE           | CO | TOTAL            |   | PS                           | MOOE | CO             | Sub-Total | PS           | MOOE                            | CO               | Sub-Total    | TOTAL        | Sub-Total        | PS             | MOOE | CO               | TOTAL |  |         |
| 1                             | 2                   | 3              | 5  | 6=(2+3+4+5)      | 7 | 8                            | 10   | 11=(7+8+9+10)  | 12        | 13           | 15                              | 16=(12+13+14+15) | 17=(11+16)   | 18=(6+17)    | 23               | 24             | 26   | 27=(23+24+25+26) | 28    |  |         |
| Tax Remittance Advices Issued | 2,673,583.84        | 304,141.58     | -  | 2,977,725.42     | - | 638.11                       | -    | 638.11         | -         | 10,706.42    | -                               | 10,706.42        | 11,344.53    | 11,344.53    | 2,673,583.84     | 315,508.11     | -    | 2,989,091.95     |       |  |         |
| Total October                 | 25,464,257.73       | 14,918,443.42  | -  | 40,382,701.15    | - | 12,284.83                    | -    | 12,284.83      | -         | 321,530.65   | -                               | 321,530.65       | 333,815.49   | 333,815.49   | 2,673,583.84     | 16,292,293.51  | -    | 2,836,877.35     |       |  |         |
| November                      | 12,107,527.72       | 106,564,033.57 | -  | 118,671,561.29   | - | 70,473.93                    | -    | 70,473.93      | -         | 555,535.91   | -                               | 555,535.91       | 626,009.44   | 626,009.44   | 12,107,527.72    | 106,564,033.57 | -    | 127,671,561.29   |       |  |         |
| Notice of Cash Allocation     | 63,738,800.41       | 13,226,974.33  | -  | 76,965,774.74    | - | 2,200.00                     | -    | 2,200.00       | -         | 24,082.55    | -                               | 24,082.55        | 26,282.55    | 26,282.55    | 63,738,800.41    | 13,226,974.33  | -    | 76,965,774.74    |       |  |         |
| MDS Checks Issued             | 4,372,863.74        | 5,311,627.95   | -  | 9,684,491.69     | - | 1,158.50                     | -    | 1,158.50       | -         | 578,659.46   | -                               | 578,659.46       | 634,818.01   | 634,818.01   | 4,372,863.74     | 5,311,627.95   | -    | 9,684,491.69     |       |  |         |
| Advice to Debit Account       | 82,240,191.87       | 125,194,659.08 | -  | 207,434,850.95   | - | 73,822.83                    | -    | 73,822.83      | -         | 578,659.46   | -                               | 578,659.46       | 608,681.69   | 608,681.69   | 82,240,191.87    | 125,194,659.08 | -    | 207,434,850.95   |       |  |         |
| Total November                | 5,645,729.95        | 49,342,274.63  | -  | 54,987,994.58    | - | 404,359.19                   | -    | 404,359.19     | -         | 1,443,957.07 | -                               | 1,443,957.07     | 1,848,316.26 | 1,848,316.26 | 5,645,729.95     | 49,342,274.63  | -    | 54,987,994.58    |       |  |         |
| Notice of Cash Allocation     | 60,024,538.07       | 30,454,170.74  | -  | 90,478,708.81    | - | 67,824.83                    | -    | 67,824.83      | -         | 1,193,171.95 | -                               | 1,193,171.95     | 1,260,996.78 | 1,260,996.78 | 60,024,538.07    | 30,454,170.74  | -    | 90,478,708.81    |       |  |         |
| MDS Checks Issued             | 5,079,761.24        | 2,703,745.78   | -  | 7,783,507.02     | - | 2,420.33                     | -    | 2,420.33       | -         | 31,412.06    | -                               | 31,412.06        | 46,899.48    | 46,899.48    | 5,079,761.24     | 2,703,745.78   | -    | 7,783,507.02     |       |  |         |
| Advice to Debit Account       | (2,487,280)         | (2,325,442.24) | -  | (4,812,722.24)   | - | -                            | -    | -              | -         | -            | -                               | -                | -            | -            | (2,487,280)      | (2,325,442.24) | -    | (4,812,722.24)   |       |  |         |
| Others (DOT, Does Stamp, etc) | 70,751,591.88       | 80,174,782.51  | -  | 150,926,374.39   | - | 151,716,354.79               | -    | 151,716,354.79 | -         | 3,599,771.20 | -                               | 3,599,771.20     | 3,951,545.40 | 3,951,545.40 | 70,751,591.88    | 80,174,782.51  | -    | 150,926,374.39   |       |  |         |
| Total December                | 78,458,041.48       | 220,227,638.38 | -  | 398,685,679.86   | - | 431,778.63                   | -    | 431,778.63     | -         | 2,658,541.08 | -                               | 2,658,541.08     | 3,383,276.22 | 3,383,276.22 | 78,458,041.48    | 220,227,638.38 | -    | 398,685,679.86   |       |  |         |
| GRAND TOTAL                   | 595,579,570.04      | 594,279,013.15 | -  | 1,189,858,583.19 | - | 15,486,153.43                | -    | 15,486,153.43  | -         | 6,235,748.78 | -                               | 6,235,748.78     | 287,194.00   | 287,194.00   | 1,189,858,583.19 | 611,835,935.02 | -    | 1,801,694,518.21 |       |  |         |


SUMMARY:

|                                         | Previous Report  | This month    | As of Date       |
|-----------------------------------------|------------------|---------------|------------------|
| Total Disbursement Authorities Received | 1,504,619,184.00 | 74,094,698.00 | 1,578,713,882.00 |


|                                                    | Previous Report  | This month       | As of Date       |
|----------------------------------------------------|------------------|------------------|------------------|
| Working Fund                                       | 48,722,210.27    | 7,842,091.50     | 56,564,301.77    |
| TRA                                                | (75,886.20)      | (65,991.33)      | (141,877.53)     |
| Others (DOT, BIT Does Stamp, etc.)                 | 1,500,000.00     | (1,500,000.00)   | (0.00)           |
| Less: Notice of Transfer Allocations (NTA) Issued  | 1,551,785,708.07 | 83,370,898.17    | 1,635,156,606.24 |
| Total Disbursements Authorities Available          | 441,078,328.50   | 54,165,948.95    | 495,244,277.45   |
| Less: Lapsed NCA                                   | 11,171.55        | (11,171.55)      | -                |
| Adjustment                                         | 985,372,198.38   | (154,500,081.01) | 1,139,872,279.39 |
| Disbursements *                                    | 725,304,049.24   | (125,326,392.34) | 600,000,000.00   |
| Balance of Disbursements Authorities as of to date | -                | -                | -                |

|                                                    | Previous Report  | This month     | As of Date       |
|----------------------------------------------------|------------------|----------------|------------------|
| Total Disbursements Program                        | 1,551,765,708.07 | 83,370,898.17  | 1,635,136,606.24 |
| Less: * Actual Disbursements (Over/Under Spending) | 985,383,329.99   | 154,488,908.46 | 1,139,872,238.45 |
|                                                    | 566,382,378.14   | 71,118,102.29  | 495,264,275.85   |


Prepared By:

  
SHERYL P. SORIANO  
Administrative Officer IV


Certified Correct:

  
DIVINE AGUINTH E. ELCANO  
Administrative Officer V


Certified Correct:

  
JOSHUA JADE G. CORPUS  
Accountant III

Recommending Approval:

  
MELCHIOR F. CARINO  
Off. Finance Division

Approved by:

  
ASE. ATRICK B. PARADILLO  
d/c, Chairperson