

MONTHLY REPORT OF DISBURSEMENTS
As of March 31, 2024

FAR No. 4 - Regular


Department : Department of Trade and Industry
Agency : COOPERATIVE DEVELOPMENT AUTHORITY
Operating Unit : Central and Extension Offices
Funding Source Code : 01 101 101


PARTICULARS	CURRENT YEAR BUDGET					PRIOR YEAR'S ACCOUNTS PAYABLE					CURRENT YEAR'S ACCOUNTS PAYABLE					GRAND TOTAL					REMARKS
	PS	MOOE	CO	TOTAL	PS	MOOE	CO	Sub-Total	PS	MOOE	CO	Sub-Total	TOTAL	SUB-TOTAL	PS	MOOE	CO	TOTAL			
1st QUARTER																					
January																					
Notice of Cash Allocated																					
MDS Checks Issued	4,892,891.77		1,327,194.10	6,220,085.87	734,117.81	685,334.86	1,399,506.67	439,443.54	439,443.54			439,443.54	1,838,950.21	7,859,036.08	5,427,063.56	2,431,972.50		7,859,036.08			
Advice to Debit Account	22,112,564.75		2,746,420.75	24,859,985.50	8,567,217.67	3,975,139.54	12,542,357.21	43,845.51	43,845.51			43,845.51	12,586,202.72	37,445,188.22	30,579,782.42	5,755,405.80		37,445,188.22			
Tax Remittance Advices Issued	2,362,438.87		89,340.02	2,451,778.89	334,227.31	334,227.31	334,227.31	2,000.00	2,000.00			2,000.00	336,227.31	2,788,006.20	2,592,438.87	425,567.33		2,788,006.20			
Others (CDT, Docs Stamp, etc.) cancelled checks	29,167,895.39		4,162,954.87	33,330,850.26	9,301,389.48	4,974,701.71	14,276,091.19	483,289.05	483,289.05			483,289.05	14,761,380.24	48,092,230.50	38,469,284.87	9,622,945.63		48,092,230.50			
Total, January																					
February																					
Notice of Cash Allocated																					
MDS Checks Issued	7,682,344.67		5,099,730.38	12,782,075.05	5,458.46	139,597.35	145,055.81	145,391.41	145,391.41			145,391.41	328,299.63	13,110,372.68	7,887,801.13	5,394,719.14		13,110,372.68			
Advice to Debit Account	31,663,403.53		8,303,791.41	39,967,194.94	2,078,069.70	4,419,191.76	7,807,168.75	44,395.75	44,395.75			44,395.75	7,851,562.50	47,818,757.44	47,818,757.44	33,738,473.23		47,818,757.44			
Tax Remittance Advices Issued	2,407,268.74		320,381.06	2,727,649.80	361,694.13	361,694.13	433,994.84					433,994.84	438,097.43	3,165,747.23	2,407,268.74	682,075.19		3,165,747.23			
Others (CDT, Docs Stamp, etc.) cancelled checks	41,753,014.94		13,723,902.85	55,476,917.79	2,081,528.16	4,920,449.24	8,388,177.40	189,787.16	189,787.16			189,787.16	64,094,877.35	43,934,543.10	18,534,139.25	1,426,195.00		64,094,877.35			
Total, February																					
March																					
Notice of Cash Allocated																					
MDS Checks Issued	7,843,916.87		5,873,565.03	13,817,481.90	40,180.00	242,423.20	282,583.20	17,638.10	17,638.10			17,638.10	300,221.30	14,117,703.20	7,984,076.87	6,133,626.33		14,117,703.20			
Advice to Debit Account	33,470,851.48		13,980,854.13	48,851,705.61	3,524,103.99	1,505,531.54	5,129,635.53	69,985.66	69,985.66			69,985.66	5,199,621.19	52,051,326.80	36,994,955.47	15,056,371.33		52,051,326.80			
Tax Remittance Advices Issued	2,406,666.90		630,192.81	3,036,859.71	57,181.13	57,181.13	57,181.13					57,181.13	3,094,040.64	2,406,666.90	687,373.74			3,094,040.64			
Others (CDT, Docs Stamp, etc.) cancelled checks	43,821,435.25		19,884,611.77	63,706,047.02	3,564,263.99	1,905,135.87	5,469,399.86	87,623.76	87,623.76			87,623.76	8,617,999.56	64,094,877.35	43,934,543.10	21,877,371.40		86,972,230.50			
Total, March																					
Total, 1st Quarter																					
GRAND TOTAL	114,742,345.58		37,771,469.49	152,513,815.07	14,947,181.63	11,800,286.82	1,386,200.00	28,133,668.45	762,699.97	39,995.00	802,694.97	28,936,363.42	181,490,178.49	47,388,689.24	50,334,456.28	1,426,195.00		181,490,178.49			

SUMMARY:


PARTICULARS	CURRENT YEAR BUDGET		PRIOR YEAR'S ACCOUNTS PAYABLE		CURRENT YEAR'S ACCOUNTS PAYABLE		GRAND TOTAL	
	Previous Report	This month	Previous Report	This month	Previous Report	This month	Previous Report	This month
Total Disbursement Authorities Received	138,512,878.00	51,561,324.00	141,435,671.09	58,295,043.42	141,435,671.09	58,295,043.42	197,730,714.51	197,730,714.51
NCA			112,188,802.51	67,419,482.40	112,188,802.51	67,419,482.40	179,608,284.91	179,608,284.91
Working Fund	5,355,448.09	3,083,719.42	29,246,868.58	11,124,438.98	29,246,868.58	11,124,438.98	18,122,429.60	18,122,429.60
TRA								
Others (CDT, BT, Docs Stamp, etc.)								
Less: Notice of Transfer Allocations (NTR) issued	3,032,655.00	(1,650,000.00)	141,435,671.09	56,295,043.42	141,435,671.09	56,295,043.42	197,730,714.51	197,730,714.51
Total Disbursements Authorities Available	135,480,222.99	49,911,323.40	112,188,802.51	67,419,482.40	112,188,802.51	67,419,482.40	179,608,284.91	179,608,284.91
Less: Lapsed NCA								
Adjustment	112,188,802.51	67,419,482.40						
Disbursements *	29,246,868.58	(29,246,868.58)	29,246,868.58	11,124,438.98	29,246,868.58	11,124,438.98	18,122,429.60	18,122,429.60
Balance of Disbursements Authorities as of to date								

Prepared By: 
SHERYL P. SORIANO
Budget Officer II/Acting Budget Officer III

Verified Correct: 
JOSHUA VABE G. CORPUS
Accountant III

Certified Correct: 
MELCHONN CARINO
Supervisor Administrative Officer

Recommending Approval: 
JOSELUITO CHALLAZGO
Acting Chief, Finance Division

Approved by: 
USEC JOSELUITO B. DECARDO
Chairman