



THE COOPERATIVE DEVELOPMENT AUTHORITY'S
FRAMEWORK FOR THE DEVELOPMENT OF
AGRICULTURAL COOPERATIVES AND ITS
PERSPECTIVE IN STRENGTHENING THE
PHILIPPINE AGRICULTURAL ECOSYSTEM IN
COMPLIANCE TO THE PRESIDENTIAL
DIRECTIVE TO STRENGTHEN AGRICULTURAL
COOPERATIVES TO ENABLE THEM TO
CONTRIBUTE TO FOOD SECURITY

A Handbook for Implementers and Partners



Message from the Chairperson



The Cooperative Development Authority (CDA) was founded with a clear mandate enshrined in the 1987 Constitution—to develop cooperatives as instruments of social justice and economic development. This Framework for the Development of Agriculture Cooperatives and its Perspective in Strengthening the Philippine Agricultural Ecosystem is one of the many facets of what the CDA does and one of the most important—as agriculture is the backbone of our economy.

As we stand at the crossroads of a rapidly evolving agricultural landscape, the importance of building a resilient, sustainable, and inclusive agricultural ecosystem in the Philippines cannot be overstated. At the heart of this transformation lies the cooperative sector — a powerful force capable of uplifting the lives of about 11 million farmers, fisherfolk, and rural communities. Through our collaborative efforts with other National Government Agencies (NGAs), Local Government Units (LGUs), Academe, private local and international institutions, large cooperatives and other stakeholders, we strive to empower local agricultural cooperatives to become key drivers of economic progress and sustainable agricultural development.

The CDA remains committed to fostering an enabling environment for agricultural cooperatives, offering technical assistance, guidance and support to strengthen their capacities, increase their efficiency, and ensure their long-term viability. This handbook serves as an essential resource, outlining the CDA's comprehensive framework for agricultural cooperative development and providing insights into our strategic approach to enhancing agricultural productivity, promoting rural development, and advancing food security.

At its core, this framework is designed to help cooperatives thrive by emphasizing collaboration, shared values, equitable access to finance and knowledge, and the integration of innovative practices. By strengthening agricultural cooperatives, we can enhance the resilience of Philippine agriculture to global challenges, from climate change to market volatility.

The cooperative movement has always been a reflection of our shared values of solidarity, mutual assistance, and community. As we continue to build on these foundations, we aim to equip agricultural cooperatives with the necessary tools to face future challenges, embrace new opportunities, and contribute to a more sustainable and inclusive agricultural ecosystem.

Let us work together, under the banner of cooperation and unity—in support to His Excellency Pres. Ferdinand R. Marcos Jr.'s directives, to transform the agricultural sector, improve the livelihoods of our farmers, and secure a prosperous future for the Philippines.

Thank you for your continued support! Mabuhay ang Bagong Pilipinas!


USEC. ALEXANDER B. RAQUEPO
Chairperson
Cooperative Development Authority

Message from the Administrator

The Cooperative Development Authority (CDA) is fully committed to strengthening the agricultural cooperative sector in the Philippines, in line with the directives of President Ferdinand "Bongbong" R. Marcos, Jr. Through the CDA Framework for the Development of Agricultural Cooperatives and the Philippine Agricultural Cooperative Ecosystem, we seek to empower our farmers, fisherfolk, livestock raisers, and agripreneurs by fostering resilience, sustainability, and competitiveness within the cooperative movement.

We believe that agricultural cooperatives hold immense potential to transform our rural communities. By improving access to financing, providing meaningful capacity-building initiatives, and strengthening market linkages, we aim to ensure that cooperatives become true engines of progress—contributing not just to rural development but also to food security for the entire nation.

We understand the vital role of cooperatives in uplifting lives and creating opportunities for our agricultural communities. This is why the CDA is committed to working side by side with our implementers, partners, and stakeholders. Together, we can develop programs and policies that will sustain the growth and success of agricultural cooperatives across the country.

Let us move forward with a shared vision and a strong sense of purpose. Together, we can build an inclusive and thriving agricultural cooperative sector that helps drive national development and enrich the lives of every Filipino.

Maraming salamat po at mabuhay ang ating mga kooperatiba!


ASEC. SANTIAGO S. LIM
Administrator
Cooperative Development Authority




Message from the Cluster Head

Agriculture is the lifeblood of our nation, sustaining our people and driving our economy. At this pivotal moment in history, we are called upon to fortify our agricultural ecosystem—to uplift our farmers, empower our cooperatives, and ensure a food-secure Philippines. It is with great pride to put forth the Cooperative Development Authority's (CDA) Framework for the Development of Agricultural Cooperatives, a visionary blueprint designed to transform our agricultural landscape and propel our cooperatives to new heights of success and sustainability.

As the orchestrator of this initiative, I firmly believe that agricultural cooperatives are not just economic entities—they are pillars of resilience, engines of rural prosperity, and guardians of our nation's food security. Recognizing their vital role, the Cooperative Development Authority (CDA), in collaboration with key stakeholders, has crafted a bold and comprehensive five-year (2024-2028) Workplan. This initiative, aligned with the Presidential Directives, reflects our unwavering commitment to strengthening cooperatives as the backbone of an inclusive, self-sufficient, and globally competitive agricultural sector.

The success of agricultural cooperatives hinges on a well-integrated ecosystem—one that brings together government agencies, local and international markets, financial institutions, the academe, and consumers. By fostering collaboration among these key players, we unlock the full potential of cooperatives, providing them with the necessary tools, resources, and opportunities to thrive within the agricultural value chain.

This framework is more than a set of policies; it is a call to action—one that empowers cooperatives to drive food security, economic growth, and sustainable rural development. The core pillars of this initiative include governance and leadership, capacity building and training, access to technology and innovation, access to markets, access to finance, value chain integration, policy and regulatory support, stakeholder engagement and collaboration, and monitoring, evaluation, and impact assessment. This framework is our commitment to every farmer, every cooperative, and every Filipino who depends on a thriving agricultural sector. It is a promise that we will not waver in our pursuit of a stronger, more resilient, and self-reliant Philippines. Together, we will build an agricultural cooperative sector that is not only a force for economic growth but a beacon of hope and empowerment for generations to come. Let us forge ahead with unity, determination, and a shared vision for a prosperous agricultural future.



ASEC. VIRGILIO R. LAZAGA, MD
Head, Agriculture, Agrarian, Aquaculture, Farmers,
Dairy and Fisherfolk Cooperatives



Lagi po ninyong tandaan na kami sa pamahalaan ay walang tigil sa pagbibigay ng suporta sa inyong mga pangangailangan upang mapabuti ang sektor – mapabuti, mapatibay, mapalakas, at mapalaki ang sektor ng agrikultura.

Kaya inatasan ko ang DA (Department of Agriculture) na makipag-ugnayan sa CDA, Cooperative Development Authority, para patibayin, palakasin ang mga kooperatiba ng ating mga magsasaka.

PBBM's message during the Inauguration of the Sorosoro Ibaba Development Cooperative (SIDC) Grains Terminal and Trading Project, March 13, 2025 (Presidential Communications Office)



PRESIDENTIAL DIRECTIVES

A

Resources and strategies to develop
more agricultural cooperatives

B

Enhancement of Management Skills of
agricultural cooperatives

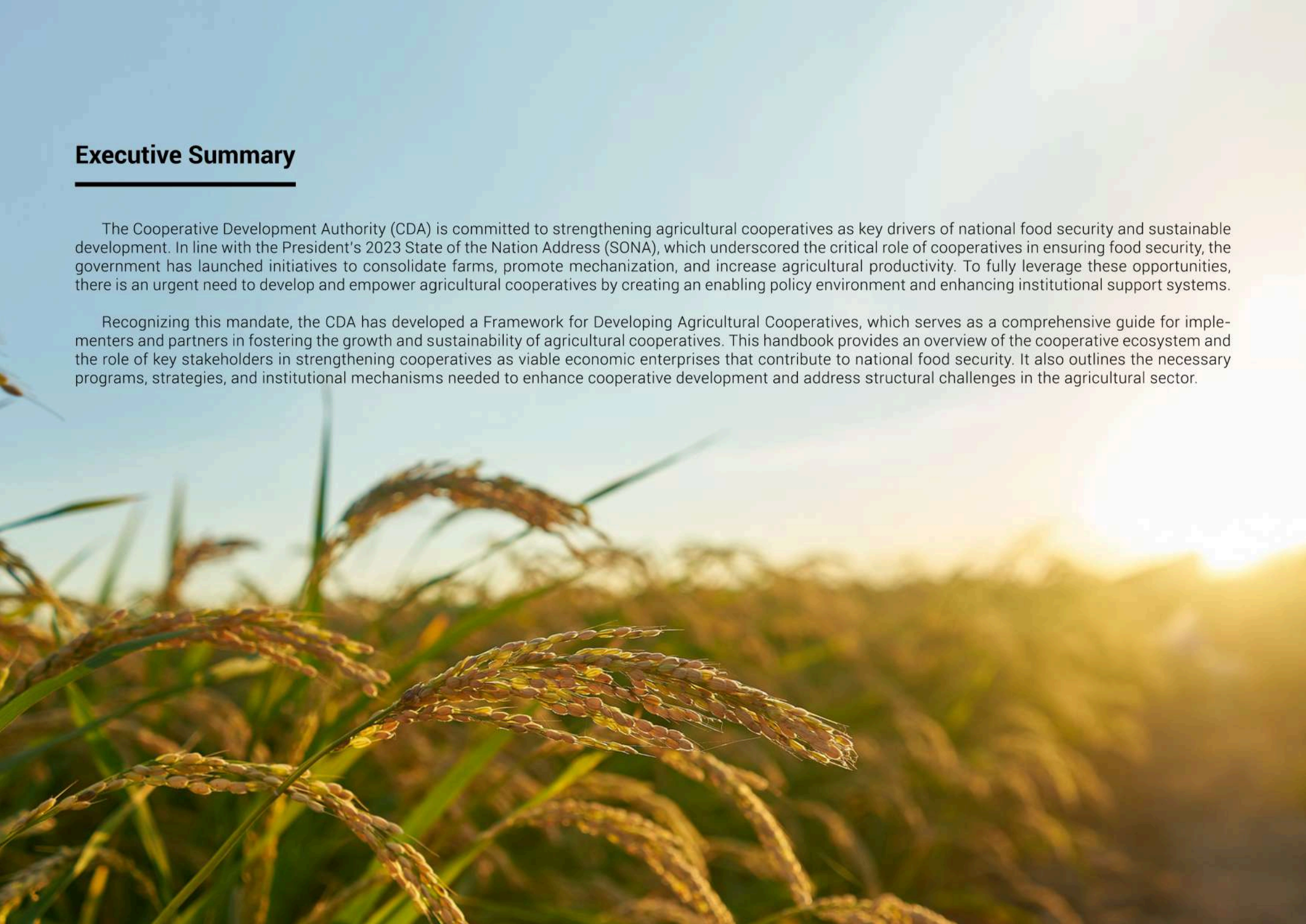
C

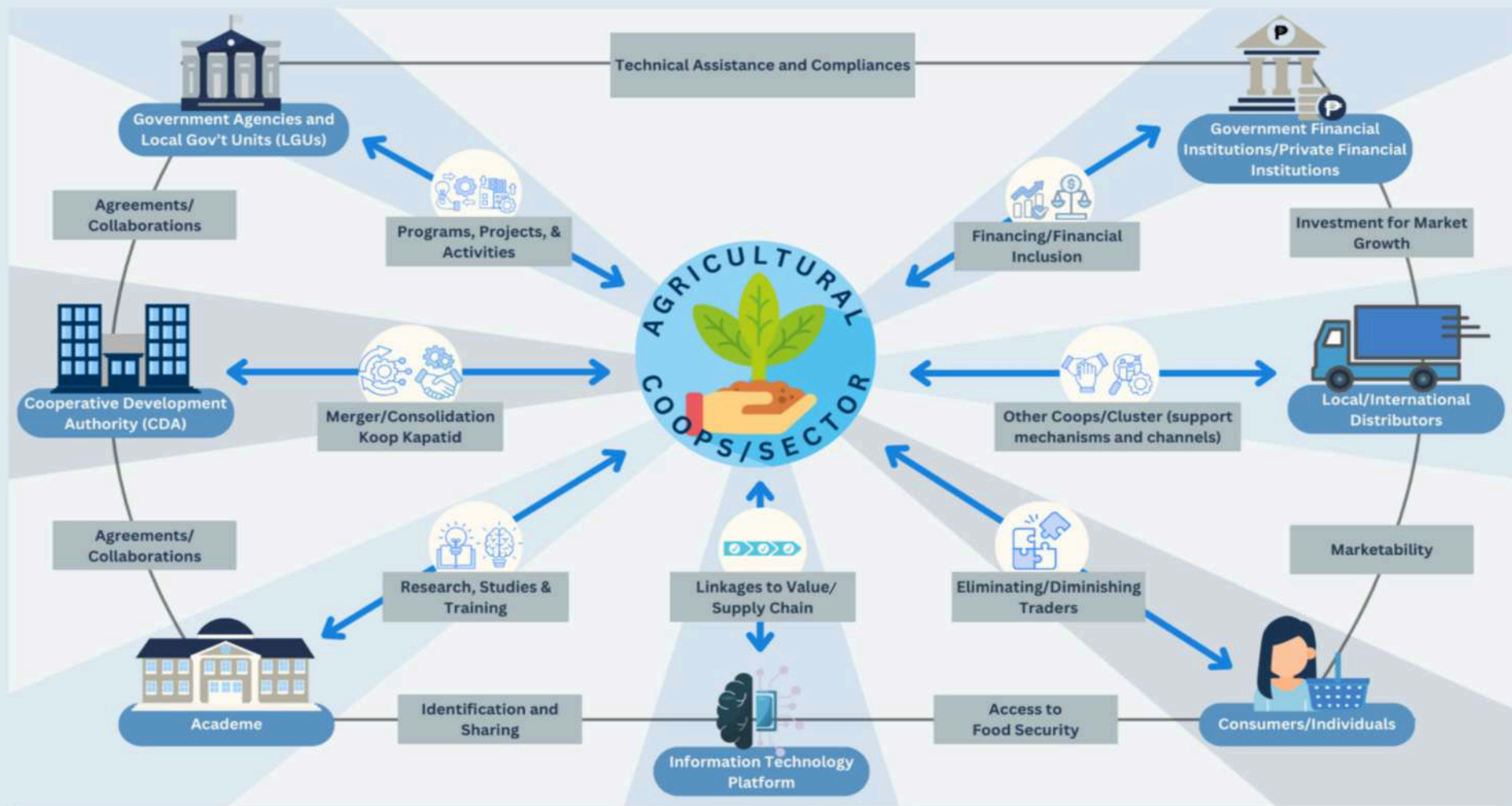
Consolidation of farmers and association
for Philippine agriculture development

Executive Summary

The Cooperative Development Authority (CDA) is committed to strengthening agricultural cooperatives as key drivers of national food security and sustainable development. In line with the President's 2023 State of the Nation Address (SONA), which underscored the critical role of cooperatives in ensuring food security, the government has launched initiatives to consolidate farms, promote mechanization, and increase agricultural productivity. To fully leverage these opportunities, there is an urgent need to develop and empower agricultural cooperatives by creating an enabling policy environment and enhancing institutional support systems.

Recognizing this mandate, the CDA has developed a Framework for Developing Agricultural Cooperatives, which serves as a comprehensive guide for implementers and partners in fostering the growth and sustainability of agricultural cooperatives. This handbook provides an overview of the cooperative ecosystem and the role of key stakeholders in strengthening cooperatives as viable economic enterprises that contribute to national food security. It also outlines the necessary programs, strategies, and institutional mechanisms needed to enhance cooperative development and address structural challenges in the agricultural sector.



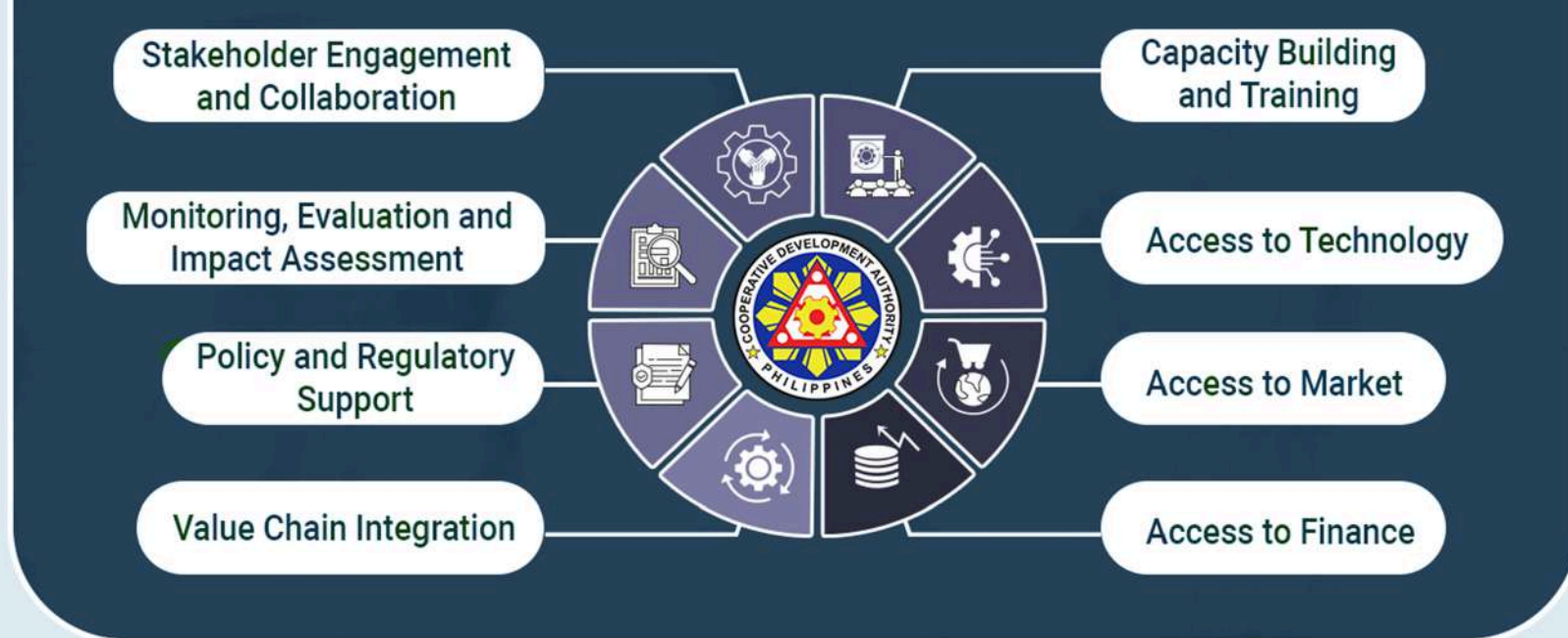


Agricultural Cooperatives Ecosystem

The development of agricultural cooperatives requires a well-structured ecosystem that brings together key stakeholders, including the Cooperative Development Authority (CDA), local government units (LGUs), national government agencies, financial institutions, the private sector, the academe, local and international distributors, and consumers. A clear understanding of this interconnected system enables cooperatives to access essential support, enhance their operations, and play a more significant role in the agricultural value chain. By fostering strong collaboration among these stakeholders, agricultural cooperatives can achieve greater sustainability, competitiveness, and impact in the sector.

Parallel to this, CDA also acknowledges the need to assess and strengthen its own institutional ecosystem. This involves aligning its policies, programs, and partnerships to create a robust support structure for agricultural cooperatives, ensuring they have the necessary resources and technical guidance to thrive.

Agricultural Cooperatives Framework



Agriculture Cooperative Development Framework

The Agriculture Cooperative Development Framework provides a strategic approach to strengthening cooperatives as key players in food security and rural development. It emphasizes governance, capacity building, value chain integration, and policy support to enhance productivity and resilience. By fostering collaboration among cooperatives, government agencies, and private stakeholders, the framework seeks to create a more inclusive and sustainable agricultural sector.

At its core, the framework promotes innovation, access to financing, and market linkages to improve the competitiveness of cooperatives. It also highlights the importance of sustainable practices and digital transformation in addressing climate change and global food challenges. Through this holistic approach, agriculture cooperatives can maximize their impact, ensuring stable food supply chains and economic growth for farming communities.



Strategic Goal

To foster a resilient and sustainable ecosystem for agricultural cooperatives, significantly enhancing their growth and empowering them to play a vital role in ensuring food security.

Strategic Outcome

Realize enhancement in cooperation, resource accessibility and innovative practices among agricultural cooperatives, leading to an increase in long-term sustainability and a notable contribution to food security.



STAKEHOLDER ENGAGEMENT AND COLLABORATION

Involves identifying, involving, and maintaining open lines of communication with all relevant parties that impact or are impacted by agricultural cooperative development. Collaboration pertains to the joint efforts and partnerships among these stakeholders to create synergistic outcomes that enhance the overall effectiveness and sustainability of cooperative initiatives.



Performance Indicators:

Number of Collaborative Initiatives




Target with Timelines:

15 starting 2023



Responsible:

CDA, members of NCC-CD,
Cooperatives, NGOs, LGUs



CAPACITY BUILDING AND TRAINING

Capacity building and training form the cornerstone of the framework, focusing on empowering farmers and cooperative members by equipping them with the necessary skills, knowledge, and expertise to enhance their agricultural practices and contribute effectively to food security.



Performance Indicators:

Number of training curriculum developed

Number of Farmers trained



Target with Timelines:

7 Training Curricula:



• Entrepreneurship



• Bookkeeping



• Farm Management
Records Keeping



• Marketing
Techniques



• Business Continuity
and Risk Management



• Good Agriculture
Practices



• Product Management



• Processing and
Value-Adding

70% of participants to the
Cooperative Consolidated
Farms Program (CCFP)



Responsible:

- CDA
- Academe (SUCs)
- Technical Education and Skills Development Authority (TESDA)
- Agriculture Training Institute (ATI)
- Bureau of Plant Industry (BPI)
- Department of Science and Technology (DoST)

CDA, ATI, TESDA, SUCs



ACCESS TO TECHNOLOGY

This encompasses providing farmers and cooperative members with the essential inputs, resources, and technological solutions required for modern and efficient agricultural practices. This component recognizes that access to quality seeds, fertilizers, equipment, and advanced technologies is essential to enhance agricultural productivity and sustainability.



Performance Indicators:

Technology Adoption Rate:

- % of members of beneficiary cooperatives adopting mechanization technologies

Equipment (tractor, rice and corn mill)

- % of member-beneficiaries adopting Comprehensive Irrigation System (CIS)

- Establishment of Farm Technology Learning

- % of members adopting Sustainable Organic Farming Technology

Resource Utilization Efficiency:

- % reduction in cost
- % increase in yield



Target with Timelines:

Year 1 20%
Year 2 25%
Year 3 50%
Year 4 70%
Year 5 90%

Year 1 30%
Year 2 50%
Year 3 70%
Year 4 80%
Year 5 100%

1 per province in
Year 3 (2026)

30% of member has
sustainably adopted
organic farming

20% reduction in cost
within 5 years

20% increase in yield
within 5 years



Responsible:

- PHILMEC
- National Irrigation Administration (NIA)
- TESDA
- Philippine Coconut Authority
- Department of Agriculture (DA)
- DOST

- NIA
- CDA

- PHILMEC
- National Irrigation Administration (NIA)
- TESDA
- Philippine Coconut Authority
- Department of Agriculture (DA)
- DOST

- PHILMEC
- National Irrigation Administration (NIA)
- TESDA
- Philippine Coconut Authority
- Department of Agriculture (DA)
- DOST

- PHILMEC
- National Irrigation Administration (NIA)
- TESDA
- Philippine Coconut Authority
- Department of Agriculture (DA)
- DOST



MARKET ACCESS

Focuses on enabling agricultural cooperatives to effectively connect their produce and products to broader markets. This component emphasizes the development of strategies and mechanisms that empower cooperatives to efficiently reach consumers, both locally and globally.



Performance Indicators:

Increase in Market Reach:

- Increase in the number of cooperative merchants in the COOPBIZ

Number of Marketing Partnerships forged

- No. of cooperatives participating in various marketing agreements



Target with Timelines:

100% increase of cooperative merchants in the COOPBIZ within 5 years

Year 1 10% of agriculture cooperatives within the province participated

Year 2 10% increase in participating cooperatives

Year 3 10% increase in participating cooperatives

Year 4 10% increase in participating cooperatives

Year 5 10% increase in participating cooperatives

50% of agriculture cooperatives participating within 5 years

50% within 5 years

5% of agriculture cooperatives in the Region participating annually



Responsible:

CDA , Department of Trade and Industry (DTI), Local Government Units (LGUs), Non-Government Organizations (NGOs)

CDA , Department of Trade and Industry (DTI), Local Government Units (LGUs), Non-Government Organizations (NGOs)

CDA , Department of Trade and Industry (DTI), Local Government Units (LGUs), Non-Government Organizations (NGOs)

FINANCIAL ACCESS

Financial access is about ensuring that agricultural cooperatives have the means to acquire the capital required to invest in equipment, technology, and infrastructure improvements. This component focuses on building a supportive financial ecosystem that encompasses both formal and informal financial institutions. It also involves facilitating access to government-backed funding initiatives and grants that align with the cooperatives' goals.



Performance Indicators:

Loan Application Success Rate:

Loans, Grants, Donations, Subsidy

- % of cooperative within approved loan application

Access to credit index (Loan)

- % Cooperative with approved application for grants, donation and subsidies

Diversification of Funding Sources

- Number of Loan of Agricultural Cooperative facilitated through CSF

Financial Literacy and Management

Financial Inclusion Index

- % of cooperatives providing financial services to members
- % of members with access to financial services



Target with Timelines:

30% of agriculture cooperatives within 5 years

10% of agriculture cooperatives within 5 years

80% of qualified agriculture cooperatives joining Credit Surety Fund Cooperatives (CSF)

300 loan applications facilitated

100% of agricoops within 5 years

80% of agriculture cooperatives within 5 years

50% of members of agriculture cooperatives within 5 years



Responsible:

CDA in partnership with agri cooperatives and federations

CDA in partnership with CSF Cooperatives

CDA in partnership with agri cooperatives, federations and the academe

CDA in partnership with agriculture cooperatives, federations and government financial institutions

COOP BANK



VALUE CHAIN INTEGRATION

It involves strengthening the connections and interactions among various actors involved in the agricultural process, including farmers, processors, distributors, retailers, and consumers. This component acknowledges that by optimizing the flow of goods, information, and resources across the entire value chain, cooperatives can achieve higher profitability, better product quality, and improved market access.



Performance Indicators:

% of cooperatives profiled/
mapped

Number of Collaborative
Partnerships established

Number of organizations/
associations assisted in their
registration as cooperatives

No. of cooperatives merged/
consolidated/rehabilitated

No. of cooperatives trained
on value-addition

No. of cooperatives linked to
local and international
distributors



Target with Timelines:

60% from the CDA registry in 3 months
80% from the CDA registry in 6 months

Six months 1
Year 1 – 1
Year 2 -2

16 assocs/orgs in Year 1
16 assocs/orgs in Year 2

16 cooperatives in Year 1
16 cooperatives in Year 2

160 coops in 2024
160 coops in 2025

10% of profiled coops within 3 months
30% of profiled coops within 6 months



Responsible:

CDA, SAO, RCO, CDOs

PCA, PhilMEC, Bureau of Fisheries and Aquatic
Resources (BFAR), Philippine Fisheries
Development Authority (PFDA)

CDA, Other NGAs

CDA, SAO, RCO, CDOs

DOST, DTI, DA, Intellectual
Property Office (IPO)

CDA , Local and international partners



POLICY AND REGULATORY SUPPORT

This recognizes that a conducive legal and regulatory framework is essential for the success of agricultural cooperatives. This component emphasizes the need for clear and coherent policies that promote cooperative development, protect members' interests, and facilitate their engagement in the agricultural sector.



Performance Indicators:

No of Activities on Policy Awareness and Compliance

Number of Activities on Policy Advocacy Partnerships

Number of Adopted Policy and Regulatory Measures for Agricultural Cooperatives



Target with Timelines:

4 in 2024

4 in 2024

To be determined after a rapid review of existing policy environment



Responsible:

LAS, IDS, Agri Cluster Head, Regional Extension Offices

LAS, IDS

LAS, IDS, Agri Cluster Head, Regional Extension Offices



MONITORING, EVALUATION AND IMPACT ASSESSMENT

These are systematic processes designed to track the progress, measure the outcomes, and assess the overall impact of the strategies and interventions implemented under the framework. These processes provide valuable insights into the success of the initiatives and identify areas for improvement.



Performance Indicators:

Comprehensive Evaluation Coverage

Effectiveness of Interventions

Utilization of Evaluation Results



Target with Timelines:

Upon finalization of the framework

Upon consolidation of the reports

Upon consolidation of the reports



Responsible:



CDA





CDA, NGAs





CDA, NGAs, benefactor, recipient









5 Year (2024-2028) Workplan on the Presidential Directives

Programs/ Projects/ Activities (PPAs)	Indicator	Baseline	Annual Plan Targets					Means of Verificaion	Responsible	Remarks
			2024	2025	2026	2027	2028			
I. STAKEHOLDER ENGAGEMENT AND COLLABORATION										
 Advocacy and Awareness Program on the Role of Agricultural Cooperatives in Achieving Food Security	No. of advocacy/ awareness activities on the role of Agri Coops conducted (1 per region)	0	3 advocacy/ awareness program	3	3	3	3	Report, Photo Documentation	CRITD/CRITS, Agri and EA Cluster and partner agencies	
 Partnership and Collaboration	No. of partnership/forged MOA/MOU among stakeholders including NCC-CD, CDCs, RCOs, members in strengthening agriculture cooperatives (at least 1 MOA/MOU per region)	0	3 advocacy/ awareness program	3	3	3	3	MOA/MOU	CPDAD/CPDAS	
	% NCC-CD other Agencies with synchronized development programs for Agri coops	0	% NCC-CD other Agencies with synchronized development programs for Agri coops	% NCC-CD other Agencies with synchronized development programs for Agri coops	% NCC-CD other Agencies with synchronized development programs for Agri coops	% NCC-CD other Agencies with synchronized development programs for Agri coops	% NCC-CD other Agencies with synchronized development programs for Agri coops			
 Strengthening NCC-CD and CDCs	No. of NCC-CD and CDC members engaged in national/regional level (per region)	0	3	3	3	3	3	Report	CRITS/CRITD	

Programs/ Projects/ Activities (PPAs)	Indicator	Baseline	Annual Plan Targets					Means of Verificaion	Responsible	Remarks
			2024	2025	2026	2027	2028			
I. STAKEHOLDER ENGAGEMENT AND COLLABORATION										
 Advocacy Program for Youth on Agricultural Cooperatives	No. of advocacy activities for youth on Agricultural Cooperatives conducted (at least 1 per region)	0		3 advocacy program	3	3	3	Activity Report, Photo Documentation	CRITD/CRITS in coordination with CPDAD/CPDAS and EA Cluster	
 Conduct of Annual National Agriculture Cooperative Fora / Agriculture coops' Summit	No. of Annual National Agriculture Cooperative For a / Agriculture coops' Summit conducted	0	1	1	1	1	1	Photo documentation, Terminal Report, Attendance Sheet	CRITD/CRITS/ Agri Cluster	
II. CAPACITY BUILDING AND TRAINING										
Training and Education for Advancing Cooperative Health of Agriculture Cooperatives (TEACH-AC)										
 Conduct series of interactive training sessions	% of agricultural cooperatives provided training	TBD	80% of micro and small farmers coops in Pilot areas	100% of micro and small farmers coops trained from original pilot areas	100% of micro and small farmers coops trained from other identified areas	100% of micro and small farmers coops trained from other identified areas	100% of registered micro and small farmers coops trained	attendance sheets, photos, reports	The training sessions will be provided by the ff:1. experienced CDA Technical Personnel and/or industry and professionals experts in cooperative management, "EAU and Finance Cluster; National and Regional Task Force; CSF Section"	
 Provision of Toolkit	% of agricultural cooperatives provided toolkits	0	100% of participants provided	100% of participants provided	100% of participants provided	100% of participants provided	100% of participants provided	toolkits received by participants		CDA/ LGUs and other NGAs


Programs/ Projects/ Activities (PPAs)	Indicator	Baseline	Annual Plan Targets					Means of Verificaion	Responsible	Remarks	
			2024	2025	2026	2027	2028				
II. CAPACITY BUILDING AND TRAINING											
Training and Education for Advancing Cooperative Health of Agriculture Cooperatives (TEACH-AC)											
 Preparation of training modules on Financial Literacy Program	1 training module prepared	0	1	0	0	0	0	0	Finalized training module	EAU and Finance Cluster; National Task Force; CSF Service	
 Handholding on the compliance of Agri Coops with CDA and other Agencies' regulatory requirements	No. of handholding on the compliance of Agri Coops conducted	0	3 handholding and compliance on wheels program	3	3	3	3	3	COC, Report	CDA Developmental Team in coordination with SED/SES	
 Provision of personalized support tailored to the specific needs and challenges of participating cooperatives.	% of agricultural cooperatives provided training	TBD	80% of micro and small farmers coops in Pilot areas	100% of micro and small farmers coops trained from original pilot areas	100% of micro and small farmers coops trained from other identified areas	100% of micro and small farmers coops trained from other identified areas	100% of registered micro and small farmers coops trained	attendance sheets, photos, reports			
 Conduct of TOT on Financial Literacy Course on: a. Personal Financial management; b. Responsible lending/Borrowing; c. Developing an Agripreneur Mindset	number of TOT on FLC conducted 4 batches - Region 3 2 batches - Region 8 3 batches - Region 11	0	4 batches	5 batches	0	0	0	0	Training/Activity Reports/Photo documentations	EAU and Finance Cluster; Regional Task Force; CSF Section	Blended (1 day Face-to-face; 2nd day) Member level - Farm Plan and Budget, savings and repayment plan Coop level - fund matching, financial literacy orientation prior to loan release; monitoring of loan utilization viz farm plan and budget; savings mechanism for members, among others Crop Insurance - 2 participants/coop - Manager and EdCom Chair Invite resource persons from various partners No. of compliant Agri Coops as of 2022 Region 3: 539 Region 8: 114 Region 11: 214

Programs/ Projects/ Activities (PPAs)	Indicator	Baseline	Annual Plan Targets					Means of Verificaion	Responsible	Remarks
			2024	2025	2026	2027	2028			
II. CAPACITY BUILDING AND TRAINING										
Training and Education for Advancing Cooperative Health of Agriculture Cooperatives (TEACH-AC)										
 Provision of Capacity building on consolidation practices, quality control, market analysis, and value addition under the Agri-Coop-Produce Consolidator Program	No. of identified cooperative federation as consolidator trained	TBD	3 Federations from Luzon, Visayas, and Mindanao	12 Federations from Luzon, Visayas, and Mindanao	12 Federations from Luzon, Visayas, and Mindanao	12 Federations from Luzon, Visayas, and Mindanao	12 Federations from Luzon, Visayas, and Mindanao	attendance sheets, photos, reports	subject matter and industry experts/ consultants/ academe/ agri schools/LGUs/ cooperatives/ CMPL Coop Cluster	
 Establishment of agricultural demonstration sites, learning centers, and farm schools on Agri Techno. (Benchmark for concept design and data gathering)	No. of awareness/promotional information campaign on the establishment of demo sites. learning centers... conducted (at least 1 per region) conducted	0	3 awareness/promotional activities	3	3	3	3	Report, Photo Documentation	CPDAD/CPDAS	
	No. of agricultural demonstration sites, learning centers, and farm schools on Agri Techno. (Benchmark for concept design and data gathering) established	0	3 awareness/promotional activities	3	3	3	3			
 Develop Agri Cooperatives' Resiliency and Business Continuity Program	No. of trainings/ seminar-workshops conducted No. of Agri coops with Business Continuity Plan	0	At least one (1) training/ seminar-workshop conducted	At least one (1) training/seminar-workshop conducted Monitoring during inspection on the implementation of the Business Continuity Plan	At least one (1) training/seminar-workshop conducted Monitoring during inspection on the implementation of the Business Continuity Plan	At least one (1) training/seminar-workshop conducted Monitoring during inspection on the implementation of the Business Continuity Plan	At least one (1) training/seminar-workshop conducted Monitoring during inspection on the implementation of the Business Continuity Plan	Activity/Training Design, Attendance Sheet, Photo Documentation, Business Continuity Plan	RSES, IDS, REOs	

Programs/ Projects/ Activities (PPAs)	Indicator	Baseline	Annual Plan Targets					Means of Verificaion	Responsible	Remarks
			2024	2025	2026	2027	2028			
III. ACCESS OF TECHNOLOGY										
 Adoption of Irrigation System	% of agri coops linked with NIA & other relevant entities to access irrigation systems and services	0	% of agri coops linked with NIA & other relevant entities to access irrigation systems and services	% of agri coops linked with NIA & other relevant entities to access irrigation systems and services	% of agri coops linked with NIA & other relevant entities to access irrigation systems and services	% of agri coops linked with NIA & other relevant entities to access irrigation systems and services	% of agri coops linked with NIA & other relevant entities to access irrigation systems and services	Report	CPDAD in coordination with concerned Agency	
 Linkaging for Technology Upskilling and Upscaling of Agriculture Cooperatives	% of coop assisted and facilitated to access technology upskilling and upscaling	0	100% of requests acted upon	100% of requests acted upon	100% of requests acted upon	100% of requests acted upon	100% of requests acted upon	Endorsement Letter	CPDAD/ CPDAS, DICT	
	No. of agencies identified and partnered with to assist in terms of technology upskilling and upscaling to meet	0	1	1	1	1	1		CPDAD/ CPDAS, DICT	
 Utilization of ICT on promotional and awareness programs of PACE	No. of utilization of ICT on promotional and awareness programs of PACE	0	3	3	3	3	3	attendance sheets, photos, reports	CRITD/CRITS/ ICTD	



Programs/ Projects/ Activities (PPAs)	Indicator	Baseline	Annual Plan Targets					Means of Verificaion	Responsible	Remarks
			2024	2025	2026	2027	2028			

IV. VALUE CHAIN INTEGRATION

 Collaboration with Local and International Distributors	% of local and international distributors identified and partnered with.	0	% of local and international distributors identified and partnered with.	% of local and international distributors identified and partnered with.	% of local and international distributors identified and partnered with.	% of local and international distributors identified and partnered with.	% of local and international distributors identified and partnered with.	Report	CRITS/CRITD	
	% of collaboration with coops and identified local and international distributor partners	0	% of collaboration with coops and identified local and international distributor partners	% of collaboration with coops and identified local and international distributor partners	% of collaboration with coops and identified local and international distributor partners	% of collaboration with coops and identified local and international distributor partners	% of collaboration with coops and identified local and international distributor partners	Report	CPDAD/ CPDAS, DICT	
	% of participating federations and primary agricoops involved.	0	% of participating federations and primary agricoops involved.	% of inputs/ logistics/ materials/ equipment identified for local procurement	% of inputs/ logistics/ materials/ equipment identified for local procurement	% of inputs/ logistics/ materials/ equipment identified for local procurement	% of inputs/ logistics/ materials/ equipment identified for local procurement	Report		





Programs/ Projects/ Activities (PPAs)	Indicator	Baseline	Annual Plan Targets					Means of Verificaion	Responsible	Remarks
			2024	2025	2026	2027	2028			

IV. VALUE CHAIN INTEGRATION

 Coop-based and operated Centralized procurement of agricultural inputs, logistics, materials and equipment (local and Imported)	% of inputs/logistics/materials/ equipment identified for local procurement	0	% of inputs/logistics/materials/ equipment identified for local procurement	% of inputs/ logistics/ materials/ equipment through importation	% of inputs/ logistics/ materials/ equipment through importation	% of inputs/ logistics/ materials/ equipment through importation	% of inputs/ logistics/ materials/ equipment through importation	Report		
	% of inputs/logistics/materials/equipment through importation	0	% of inputs/logistics/materials/ equipment through importation	% of lead federation or large primary agri coop identified	% of lead federation or large primary agri coop identified	% of lead federation or large primary agri coop identified	% of lead federation or large primary agri coop identified	Report		
	% of lead federation or large primary agri coop identified	0	% of lead federation or large primary agri coop identified	% of federation and primary agri coop participating in procurement process	% of federation and primary agri coop participating in procurement process	% of federation and primary agri coop participating in procurement process	% of federation and primary agri coop participating in procurement process	Report		
	% of federation and primary agri coop participating in procurement process	0	% of federation and primary agri coop participating in procurement process	% of executive order drafted for submission to the president	% of executive order drafted for submission to the president	% of executive order drafted for submission to the president	% of executive order drafted for submission to the president	Report		
 Integration of Dairy Cooperatives in the Dairy Value Chain (YEAR 1 - GAP analysis in collab w/ PCC and NDA; YEAR 2 - Planning)	no. of identified interested cooperative/ No. of convergence for GAP analysis conducted with Dairy Cooperatives (1 per region)	3 identified interested coop in the pilot regions	16	16	16	16	16	GAP Analysis Report and list of interested Dairy Coops	CPDAD/CPDAS /NDA	



Programs/ Projects/ Activities (PPAs)	Indicator	Baseline	Annual Plan Targets					Means of Verificaion	Responsible	Remarks
			2024	2025	2026	2027	2028			

IV. VALUE CHAIN INTEGRATION

	Mapping and Profiling of Agricultural Cooperatives	% of cooperatives involved in agricultural activities (9 types of agri coops) mapped and profiled	TBD	75% of coops in the pilot regions profiled and mapped	100%	100%	100%	100%	Profile and map of Agricultural Cooperatives	CPDAD/CPDAS	
		% of cooperatives involved in agricultural activities (9 types of agri coops) mapped and profiled	TBD	50% of coops in the remaining profiled and mapped	70%	100%	100%	100%	Profile and map of Agricultural Cooperatives	CPDAD/CPDAS	
	Increase Membership/Membership Growth of Coops	% increase of membership of agri cooperatives	0	3%	5%	5%	5%	5%	CAPR	SED/SES	
	Organization of new coops (on going)	No. of agri coops organized/ registered	0	9 coops organized/ registered	9	9	9	9	COR	Registration Division/ Registration Section	
	Conversion of farmer associations and organizations to Agricultural Cooperatives	No. of farmer associations and other organizations converted into cooperatives	0	6 farmer associations & organizations converted into coops	6	6	6	6	COR	Registration Division/ Registration Section	

Programs/ Projects/ Activities (PPAs)	Indicator	Baseline	Annual Plan Targets					Means of Verificaion	Responsible	Remarks
			2024	2025	2026	2027	2028			
V. FINANCIAL ACCESS										
 Strategic partnerships with banks and GFIs and other GAs	%of agricultural cooperatives successfully accessing funds from partners	TBD	10%	15%	20%	25%	30%	MOA, contracts,	Finance Cluster; CSFS; OC	Coop level
	100% of cooperatives that accessed funds from partners monitored	TBD	100% of cooperative s monitored	100% of cooperative s monitored	100% of cooperative s monitored	100% of cooperative s monitored	100% of cooperative s monitored	monitoring report	Regional task force	
 Forging of MOAs with Banks, GFIs, GAs	No. of MOAs forged with Banks, GFIs, GAs	TBD	3	ATC	ATC	ATC	ATC	MOA	Finance Cluster; CSFS; OC	Year 1- SBC and ACPC, DA
 Townhall meetings on Financing opportunities by Partners	1/region	0	3	0	0	0	0	activity report	EAU and Finance Cluster; Regional Task Force; CSF Section	1 per pilot area
 Technical assistance for:	1. small and micro cooperatives	TBD	100% of requests acted upon	100% of requests acted upon	100% of requests acted upon	100% of requests acted upon	100% of requests acted upon	TAS Form	Regional Task Force	
	2. federations	TBD	100% of requests acted upon	100% of requests acted upon	100% of requests acted upon	100% of requests acted upon	100% of requests acted upon	TAS Form	Regional Task Force	





Programs/ Projects/ Activities (PPAs)	Indicator	Baseline	Annual Plan Targets					Means of Verificaion	Responsible	Remarks
			2024	2025	2026	2027	2028			
V. FINANCIAL ACCESS										
 Financial Assistance Programs for cooperatives	% of agricultural cooperatives provided with financial assistance from the CDA (subject to the availability of funds)	TBD							Agriculture Cluster, CPDAD	Subject to availability of funds/approval of the CDA Budget
 Submission /inclusion of Project Proposal in the CDA Budget	1 proposal submitted (5-year proposal)	0	1					proposal submitted	Agriculture and Finance Cluster; Planning and Finance Divisions	
	% of agricultural cooperatives able to provide 75% of their financial needs from the "coop sector "	0	10%	15%	20%	25%	30%			
	% of coops that earmarked at least 10% of their loan portfolio for agri purposes	0	0%	10%	20%	30%	40%			
 Provision of Surety Covers	% of qualified agri-coops are enrolled or are members of CSF Coops	data for the pilot regions to be verified	5%	10%	15%	20%	25%		CSF Section/CSF Service	
	% of loans facilitated by CSF cooperatives that are agri-related	23%	23%	25%	28%	30%	30%		CSF Section/CSF Service	

Programs/ Projects/ Activities (PPAs)	Indicator	Baseline	Annual Plan Targets					Means of Verificaion	Responsible	Remarks
			2024	2025	2026	2027	2028			
V. FINANCIAL ACCESS										
 Townhall meetings to promote the CSF program	1/region								CSF Section/CSF Service	
 Financial Consumer Protection	Orientation on FCPA (1/REgion)				3			Activity reports		
	% of agri coops that are oriented on the RA 11765	new activity			100%			Activity reports	CSF Section/CSF Service	
	% of agri coops that have established FCPAMS	new activity			20%	40%	60%	inspection report		
 Technical assistance to cooperatives on compliance with FCPA requirements	100% of requests acted upon				100% of requests acted upon	100% of requests acted upon	100% of requests acted upon	TAS form		

Programs/ Projects/ Activities (PPAs)	Indicator	Baseline	Annual Plan Targets					Means of Verificaion	Responsible	Remarks
			2024	2025	2026	2027	2028			


VI. MARKET ACCESS

 Promotion and marketing of agricultural cooperative products through Coopbiz.ph and other modes	No. of promotional activities conducted								Report from CPDAD CoopBiz	CPDAD/CPDAS	Coordination with CPDAD since this is an ongoing project
	% increase of agricultural cooperatives enrolled in the platform and other modes		% increase of agricultural cooperative s enrolled in the platform and other modes	% increase of agricultural cooperative s enrolled in the platform and other modes	% increase of agricultural cooperative s enrolled in the platform and other modes	% increase of agricultural cooperative s enrolled in the platform and other modes	% increase of agricultural cooperative s enrolled in the platform and other modes	% increase of agricultural cooperative s enrolled in the platform and other modes	Report from CPDAD CoopBiz	CPDAD/CPDAS	Inquire re: Agri Coops enrolled with the CoopBiz as of Dec. 31, 2023 for the baseline data
	No. of other possible modes of promotion and marketing identified	0	0	5	5	5	5		detailed reports	CPDAD, all Clusters	
	No. of networks and partnerships established for the promotion and marketing of products of co-ops engaged in agriculture	0	0	4	4	4	3		MOA/MOU, reports and documentation on the promotion and marketing activities conducted	CPDAD, Clusters, In collab with NCC-CD NGAs	
 Product directory/guide book	Product directory/guide book	0	1	2	0	0	0		Product directory/guide book	CPDAD,	2024 - 1 in Luzon, 2025 - 1 in Visayas & 1 in Mindanao
	Consolidation/Upd ating of the Product directory/guide book	0	0	0	1	1	1			CPDAD, coordination with DA-AMAS	LuzViMin


Programs/ Projects/ Activities (PPAs)	Indicator	Baseline	Annual Plan Targets					Means of Verificaion	Responsible	Remarks
			2024	2025	2026	2027	2028			
VI. MARKET ACCESS										
 Development of Agri Web Page Linked to the CDA Website	Development/Main tenance/Updating of Agri coops' Website/Web Page	0	1	0	0	0	0	Agri coops' Website/Web Page	ICTD/IDS/PPDD	
 Trade exhibits of Semi and Processed Products	% of participating cooperatives in trade exhibits of semi-processed and/or processed products		% of participating cooperatives in trade exhibits of semi-processed and/or processed products	% of participating cooperatives in trade exhibits of semi-processed and/or processed products	% of participating cooperatives in trade exhibits of semi-processed and/or processed products	% of participating cooperatives in trade exhibits of semi-processed and/or processed products	% of participating cooperatives in trade exhibits of semi-processed and/or processed products	Report, Photo Documentation	CRITD/CRITS/DTI/ Concerned Agencies	Coordination with CRITD on the baseline data
 Agricultural Cooperatives identifying their distinctive niches that align with the local demands.	Identification of products and commodities based on local demand.	0	1	0	0	0	0	Report	CRITD/CRITS/D TI/Concerned Agencies	
	% of Agricultural Cooperatives identifying their distinctive niches (products and commodities) that align with the local demands	0	% of Agricultural Cooperatives identifying their distinctive niches (products and commodities) that align with the local demands	% of Agricultural Cooperatives identifying their distinctive niches (products and commodities) that align with the local demands	% of Agricultural Cooperatives identifying their distinctive niches (products and commodities) that align with the local demands	% of Agricultural Cooperatives identifying their distinctive niches (products and commodities) that align with the local demands	% of Agricultural Cooperatives identifying their distinctive niches (products and commodities) that align with the local demands			
 Provide TAS to Agri cooperatives on how to apply and meet requirements for PhilGeps in order to serve as suppliers.	% of TAS provided to Agri Coops	0	100% acted upon request	100% acted upon request	100% acted upon request	100% acted upon request	100% acted upon request	Report	Admin Section/Division	



Programs/ Projects/ Activities (PPAs)	Indicator	Baseline	Annual Plan Targets					Means of Verificaion	Responsible	Remarks
			2024	2025	2026	2027	2028			




VI. MARKET ACCESS

	Promotion, linking and assistance for Product Certification marks for Safety and Quality including Cooperative Branding (e.g. Halal) with concerned agencies	No. of agency identified and partnered with in connection w/ product certification for safety and quality/branding.	0	1					Report	CPDAD, coordinate with concerned agencies
		No. of coops assisted in facilitating in registering w/ regulatory agencies implementing industry standards (product cert. for safety and quality/branding), including seeds Certification.	0	3	3	3	3	3	Report	CPDAD

VII. POLICY AND REGULATORY SUPPORT

	Cooperative Development Councils' proposed policies related to Agri coops	<p>No. of policies and programs as proposed by the CDC related to agricultural cooperatives were finalized and approved by the CDA Board</p> <p>No. of policies/programs assessed and monitored</p>	0	At least one (1) policy and/or program formulated, in collaboration with the CDC, and approved by the CDA Board within the second semester of the year	Implementation & monitoring	Implementation & monitoring	Implementation & monitoring	Implementation & monitoring	<p>Minutes of the meetings, attendance sheet, Terminal Report</p> <p>Policies/Guidelines formulated and approved</p> <p>Assessment and Monitoring Report.</p>	CRITD and CRITS, LAS, RSES	<p>Implementation of the approved policy/ program will be until year 2028, subject to amendment/</p> <p>enhancement/formulation of new policy or program</p> <p>Collaborate with the Federations/ Unions/Coop Sector</p> <p>Include Animal Industry.Reference: MC No. 2022-03, Guidelines on the Structure, Organizaiton and Operaiton of CDCs</p>
---	---	---	---	--	-----------------------------	-----------------------------	-----------------------------	-----------------------------	---	----------------------------	--

Programs/ Projects/ Activities (PPAs)	Indicator	Baseline	Annual Plan Targets					Means of Verificaion	Responsible	Remarks
			2024	2025	2026	2027	2028			
VII. POLICY AND REGULATORY SUPPORT										
 Policies/ Programs formulated in Collaboration with NCC-CD	No. of comprehensive technical and financial programs and projects formulated in collaboration with the NCC-CD related to agricultural cooperatives No. of policies/programs assessed and monitored.	0	At least one (1) policy and/or program formulated in collaboration with the NCC-CD, and approved by the CDA Board within the second semester of the year	Implementa tion & monitoring	Implementa tion & monitoring	Implementa tion & monitoring	Implementa tion & monitoring	Minutes of the meetings, attendance sheet, Terminal Report Policies/Guidelines formulated and approved Assessment and Monitoring Report.	CPDAD and CPDAS, LAS, RSES	Implementation of the approved policy/program will be until year 2028, subject to amendment/ enhancement/ form ulation of new policy or program. Reference:MC 2022-22, Guidelines Governing the Creation of National Coordinating Council for Cooperative Development (NCC-CD)
 Amendment of the law on the Preferential Treatment of Cooperatives	Draft proposed law amending the provision of RA 9520 on the preferential treatment of cooepratives No. of lobbying conducted with the legislator either in the House of Representatives or Senate	1	100% proposed amendment of the law on Preferential Treatment of Cooperatives 100% Lobbying with a legislator has been conducted Attendance to congressiona l hearings	Attendance to congressio nal hearings	Enactment of the proposed amendmen t (signed into law)	Implementa tion / monitoring	Implementa tion / monitoring	Draft proposed law, minutes of the meetings, attendance sheet, photo documentation and/or terminal report	LAS, RSES	Draft proposed law amending the provision of RA 9520 on the preferential treatment of cooepratives No. of lobbying conducted with the legislator either in the House of Representatives or Senate

Programs/ Projects/ Activities (PPAs)	Indicator	Baseline	Annual Plan Targets					Means of Verificaion	Responsible	Remarks
			2024	2025	2026	2027	2028			
VII. POLICY AND REGULATORY SUPPORT										
	Lobbying on the Preferential Treatment of Cooperatives through the issuance of an Executive Order	No. of executive order drafted for submission to the president	0	1	0	0	0			LAS
	Creation of a database containing laws, rules, and policies affecting Agriculture Coops issued by CDA and other Agencies. YEAR 1 - DATA GATHERING; YEAR 2 - COLLATION AND CODIFICATION; (SOFT AND HARD COPY)	No. of relevant laws, rules, and policies affecting agriculture coops issued by the CDA and other agencies gathered and classified according to lead implementing agency	0	100% Data Gathering through research and letter request to the concerned agencies	100% Collation and Codification 100% Creation of the database	Implementa tion (updating - inclusion of current laws, rules and regulations, and removal of repealed laws, rules and regulations (or tagged as repealed for reference purposes)	Implementa tion (updating - inclusion of current laws, rules and regulations, and removal of repealed laws, rules and regulations (or tagged as repealed for reference purposes)	Implementa tion (updating - inclusion of current laws, rules and regulations, and removal of repealed laws, rules and regulations (or tagged as repealed for reference purposes)	Report on the list of laws, rules and regulations gathered and classified, letter requests to other concerned agencies, Database	LAS, RSES, CSFS, IDS
	Policy Awareness Forum	No. of Awareness/Fora conducted within the semester of the year	0	-	At least one Awareness/ Forum conducted per semester F-to-F	At least one Awareness/ Forum conducted per semester F-to-F	At least one Awareness/ Forum conducted per semester F-to-F	At least one Awareness/ Forum conducted per semester F-to-F	Activity/Training Design, Attendance Sheet, Photo Documentation	IDS, LAS, CSFS, or RSES


Programs/ Projects/ Activities (PPAs)	Indicator	Baseline	Annual Plan Targets					Means of Verificaion	Responsible	Remarks
			2024	2025	2026	2027	2028			

VII. POLICY AND REGULATORY SUPPORT

	Rapid Assessment on existing policies and formulation of module	No. of existing policies and formulated module assessed	100% review and assessment of the existing policies affecting agri coops 100% Formulation of module based from the assessment report	Conduct of seminars Monitoring and assessment (activities for the succeeding years will depend on the assessment)	Whether to enhance the module or the policies/programs and collaboration with other concerned agencies and other stakeholders Implementation of the enhanced module or policies/programs	Monitoring and assessment	Monitoring and assessment	Minutes of the meetings, attendance sheet, assessment report, modules, approved enhanced module or policies/programs	RSES, IDS, REOs	PCA/Coconut program/Koop Kapatid
	Crafting of policy on Financial Assistance to Agri coops	1		1					Agriculture and Finance Cluster SED/SES	pending approval of the RA 9520 amendments; corresponding score in the GMAR; Include in GP criteria
	Policy Formulation and Implementation on Amnesty Program for Agricultural Coops	No. of Policy on the Amnesty Program for Agricultural Coops formulated	0	1	0	0	0	0	Policy	LAS/IDS


Programs/ Projects/ Activities (PPAs)	Indicator	Baseline	Annual Plan Targets					Means of Verificaion	Responsible	Remarks
			2024	2025	2026	2027	2028			

VIII. MONITORING, EVALUATION AND IMPACT ASSESSEMENT

 <p>Development of Monitoring and Evaluation tool to obtain baseline data on cooperatives engaged in agriculture and the implementation of the support programs in PACE</p>	Assessment and monitoring tool focused on basic co-op data (organizational, technical, financial), products, financial status, and partnerships and linkages established developed	0	0	100% Completed					Assessment and Monitoring Report	OFAD and AGRI, n collaboration with NAC	
	% of of PPAs identified with baseline data			100%					Report	IDS, Agri Cluster, NTF	
	baseline data on basic information on cooperatives collected and analyzed			100% implemented					Report	REO and IDS	
	No. of collaborative activities and research papers shared with/by Academic Institutions (SUCs and Private Universities and Colleges) on co-op baseline data and other relevant information regarding cooperatives engaged in agriculture	existing research studies	3	3	3	3	3		MOA/MOU, reports and documentation on the promotion and marketing activities conducted	IDS, Agri and EAU,in collaboration with the SUCs	

Programs/ Projects/ Activities (PPAs)	Indicator	Baseline	Annual Plan Targets					Means of Verificaion	Responsible	Remarks
			2024	2025	2026	2027	2028			

VIII. MONITORING, EVALUATION AND IMPACT ASSESSEMENT

 <p>National and Regional Task Force on PACE oriented and provided with guidance in the conduct of Monitoring, Evaluation and Impact Assessment of the PPAs under PACE</p>	Guidelines on the conduct of M&E and Impact Assessment of PPAs included in PACE crafted	0	50% completed	50% completed				guidelines crafted	NTF on PACE, Agri Cluster, PACE TWG	
	No. of National and Regional Task Forces established		4	4 (sustained)	4 (sustained)	4 (sustained)	4 (sustained)	Special Orders	OC, OFAD, IDS, Agri Cluster, Year 1 = 1 national and 3 pilot regions	
	No. of Orientations and Workshops with the N/RTF conducted		8	8				Activity reports	PACE TWG, Agri Cluster	
 <p>Monitoring and evaluation of PAPs for the advocacy and involvement of youth in agriculture</p>	1. CoopBiz	No. of Quarterly assessment conducted	0	4	4	4	4	data gathered	IDS	
	2. Mechanization Program	Assessment Tool for the program beneficiaries developed	0	50% completed	50% completed			Assessment tool developed	IDS, n collab with PHILMECH	
		No. of Assessments conducted (per location/ implementation)			5	5	6	data gathered	RTF, CPDAS, CPDAD	
		No. of Report and Analysis of the Results of the Assessment			5	5	6	Final Version of the Assessment Reports	IDS,CPDAD,and Agri Cluster	


Programs/ Projects/ Activities (PPAs)	Indicator	Baseline	Annual Plan Targets					Means of Verificaion	Responsible	Remarks
			2024	2025	2026	2027	2028			

VIII. MONITORING, EVALUATION AND IMPACT ASSESSEMENT

 Monitoring and evaluation of PAPs for the advocacy and involvement of youth in agriculture	3. Advocacy Programs	Assessment tool for the monitoring and evaluation of the PAPs for the advocacy and involvement of youth in agriculture developed			100% completed				Assessment tool developed	CPDAD, Agri, OFAD	
	4. Orientation and TAS provision in the merger and consolidation process	% of cooperatives that have undergone Orientation and TAS evaluated		50% completed	100% completed				Activity reports	RSES, REO	
	5. Impact assessment on the merger and consolidation of coops	Assessment Tool created					100% completed		Assessment tool	RSES, REO	
		% Assessment conducted to merged/consolidated cooperatives						100% implemented	Analysis/ Reports	RSES, REO	
	6. Clustering of Agricultural coops based on commodities	Pro-forma of reports on monitoring of commodity-based clustering of cooperatives crafted	0		100% completed				Monitoring tool/Reports	CPDAD, Agri, OFAD,n collab with DA-F2C2	
		Commodity-based clustering of co-ops monitored (including Organic produce, HVCs, Dairy, Livestock, Fishery Products, and Gamefowl among others)	0		100% implemented	100% implemented	100% implemented	100% implemented	Monitoring tool/Reports	CPDAD, REO (RTF)	




Programs/ Projects/ Activities (PPAs)	Indicator	Baseline	Annual Plan Targets					Means of Verificaion	Responsible	Remarks
			2024	2025	2026	2027	2028			

VIII. MONITORING, EVALUATION AND IMPACT ASSESSEMENT

 Monitoring and evaluation of PAPs for the advocacy and involvement of youth in agriculture	7. Trade Exhibits of agri products	Assessment tool for measuring the impact of the conduct of trade exhibits formulated	0	100% completed					Assessment tool	CPDAD, Agri, OFAD, CMPL,n collab with DTI, DA-F2C2 and DA-AMAS	
		No. of trade exhibits assessed	0	3	3	3	3	3	Impact assessment Report/Results	CPDAD, REO, collab with DA and DTI	
	8. Capacity Building programs and trainings	% capacity building programs assessed	0	50%	100%	100%	100%	100%	Assessment results/report	CRITD/CRITS, EAU, in collab with partner agencies/SUCs, Training Providers	
		Training effectiveness rate	0	% Training Evaluation	% Training Evaluation	% Training Evaluation	% Training Evaluation	% Training Evaluation	Feed back Form		
		Training completion rate	0	% Training Completed	% Training Completed	% Training Completed	% Training Completed	% Training Completed	Report		
		Capacity rate index	0	% Capacity rate	% Capacity rate	% Capacity rate	% Capacity rate	% Capacity rate	Report		
	9. Enhanced Koop Kapatid Program	Program assessment tool developed	0		100%				Assessment tool	IDS, CPDAD, OFAD, AGRI, n collab with Big Brother Coops	
		Impact of the implementation of the Enhanced Koop Kapatid Program assessed	0			100%		100%	Reports, Action Plan/Proposal to further enhance/modify the Enhanced Koop Kapatid Programs	IDS, CPDAD, OFAD, AGRI, in collab with Big Brother & Beneficiary Coops	

Programs/ Projects/ Activities (PPAs)	Indicator	Baseline	Annual Plan Targets					Means of Verificaion	Responsible	Remarks
			2024	2025	2026	2027	2028			

VIII. MONITORING, EVALUATION AND IMPACT ASSESSEMENT

 Monitoring and evaluation of PAPs for the advocacy and involvement of youth in agriculture	10. Financial Assistance Program for Agri coops	100% of agri cooperatives in the pilot regions	TBD	rider in inspection of agri cooperatives in the pilot regions	inclusion in the reports to be submitted starting 2025						Agriculture and Finance Cluster SED/SES	
	11. Agri-related loans facilitated through CSFC	rider through inspection	TBD	all CSF Cooperatives	all CSF Cooperatives	all CSF Cooperatives	all CSF Cooperatives	all CSF Cooperatives	reports		CSF Section/CSF Service	
 Rapid Assessment with existing policies and formulation of capacity building modules	Assessment guidelines and tools formulated	0	100% completed						Assessment guidelines and tool		CPDAD, N/R TF, OFAD, ALL CLUSTERS	
	Rapid assessment conducted	0	50% completed	100% completed					Assessment results/report		CPDAD, REO	
 Revision of Inspection/Reportorial requirements	Inspection Instrument/CAPR form revised	0	Inspection Instrument/ CAPR form revised								Agriculture and Finance Cluster SED/SES	How much is the loan exposure on the agri related activities ? how many coops were befitted? Data sets - to include loan releases for agri related purposes

Programs/ Projects/ Activities (PPAs)	Indicator	Baseline	Annual Plan Targets					Means of Verificaion	Responsible	Remarks
			2024	2025	2026	2027	2028			

VIII. MONITORING, EVALUATION AND IMPACT ASSESSEMENT

Conduct of Periodic Assessments on Development Programs for Agri Coops	1. Year-End Assessment (yearly)	Assessment tool drafted and prepared for implementation	0	50% completed	100% completed					CPDAD, N/R TF, OFAD, ALL CLUSTERS	
		Year End Assessment Conducted	0		100% implemented	100% implemented	100% implemented	100% implemented	reports	CPDAD, N/R TF, OFAD, ALL CLUSTERS,in partnership with NCC-CD agri and service industry committee	
	2. Quarterly Assessment conducted	Quarterly Assessment Conducted				100% implemented	100% implemented	100% implemented	quarterly reports	REO, CPDAD	



The Cooperative Development Authority's Framework for the Development of Agricultural Cooperatives and its Perspective in Strengthening the Philippine Agricultural Ecosystem in compliance to the Presidential Directive to Strengthen Agricultural Cooperatives to enable them to contribute to Food Security

A Handbook for Implementers and Partners

Created and produced by:

**Cooperative Research, Information
and Training Division (CRITD)**
Institutional Development Service

with the support of

Asec. Virgilio R. Lazaga, MD
Agriculture, Agrarian, Aquaculture, Farmers,
Dairy and Fisherfolk Cooperatives
Cluster Head

and

**Planning and Policy Development
Division (PPDD)**



Cooperative Development Authority

827 Aurora Blvd., Brgy. Immaculate
Concepcion, Cubao, Quezon City



CDA Philippines



cda.gov.ph